

MACH610i PARTS LIST

Figure/Table No.	Location	Assembly
1-2	Lamination Section	Lower Frame
2-3	Lamination Section	Upper Frame
3-2	Lamination Section	Roll Drive System
4-4	Lamination Section	Roll End (Operator Side)
5-3	Lamination Section	Roll Drive (1)
6-2	Lamination Section	Roll Drive (2)
7-2	Lamination Section	Positioning Block Drive
8-1	Lamination Section	Vacuum Plate Drive
9-1	Lamination Section	Positioning Block, Clutch and Brake
10-2	Lamination Section	Positioning Block Drive System (1)
11-2	Lamination Section	Positioning Block Drive System (2)
12	Lamination Section	Film Tension Roll, Upper and Lower
13-2	Lamination Section	Dry Film Unit Attachment, Upper and Lower
14-2	Lamination Section	Conveyor
15-2	Lamination Section	Cutter
16-3	Lamination Section	Cutter Drive
17-3	Lamination Section	Vacuum Plate
18-3	Lamination Section	Vacuum Header, Upper
19-2	Lamination Section	Vacuum Header, Lower
20-2	Lamination Section	Intermediate Vacuum Manifold
21-4	Lamination Section	Vacuum Pump, Turbo Blower
28-2	Rear Conveyor	Drive System
30-3	Front Conveyor	Transformer Panel
32-2	Control Panel	
33-3	Front Conveyor	Setup Panel
34-3	Front Conveyor	Operation Panel
35-3	Control Cabinet	
36-2	Lamination Section	Static Eliminator
46-3	Front Conveyor	Drive System (1)
47-2	Front Conveyor	Drive System (2)
48-2	Front Conveyor	Thin Panel Feeder (1)
49-3	Front Conveyor	Centering Device
51	Front Conveyor	Thin Panel Feeder (2)
52-2	Front Conveyor	Pneumatic System
57	Over All	Cover
60	Lamination Section	Dry Film Unit, Upper
61	Lamination Section	Dry Film Unit, Lower

Figure 1-2 Lamination Section-Lower Frame

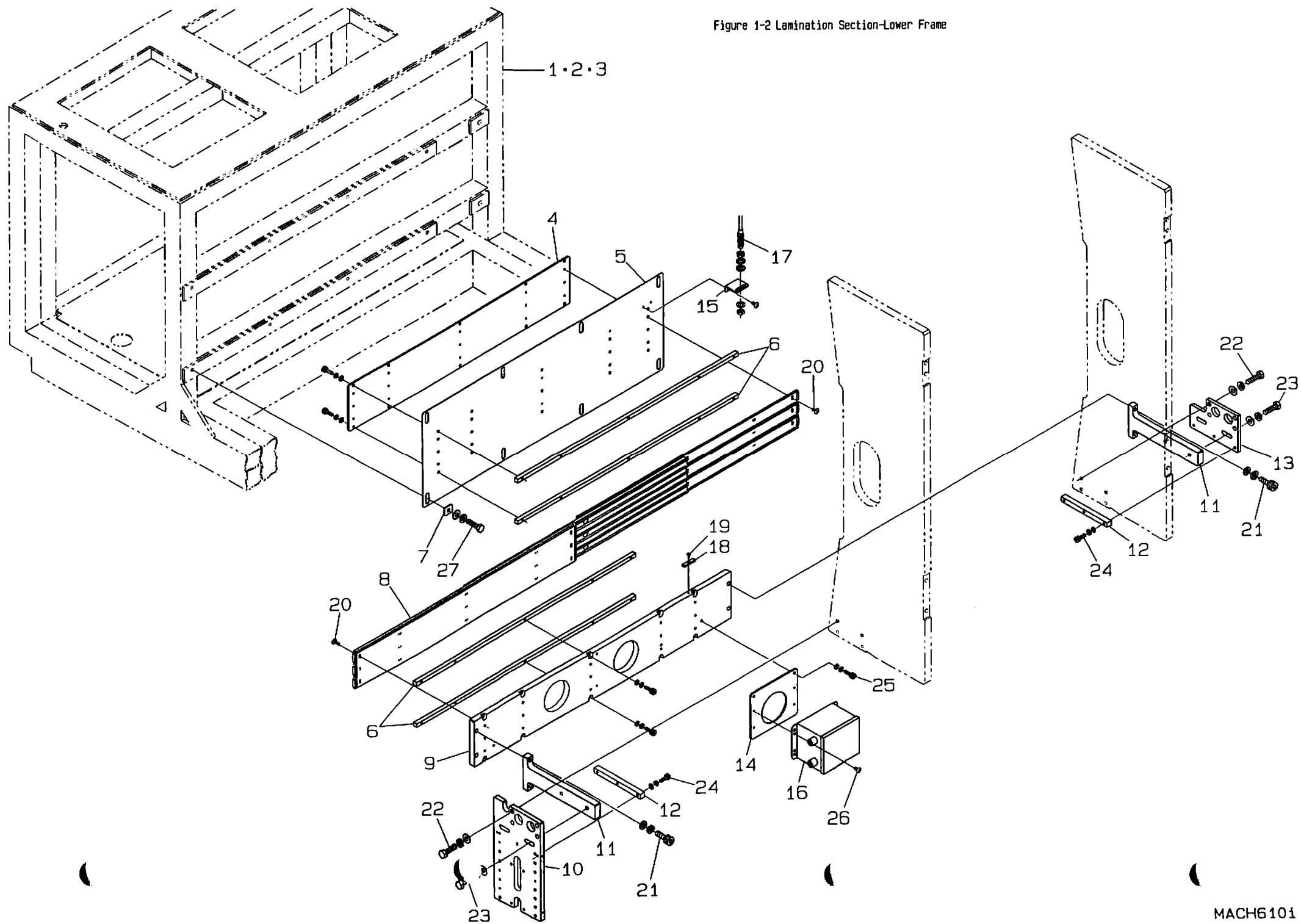


Table 1-2 Lamination Section-Lower Frame

MACH610i

Item	P/N	S/N	Name	QTY	Remark
1	11600402		Frame	1	
2	11600503		Base Plate (F)	1	
3	11600504		Base Plate (R)	1	
4	11600834		Back Up Plate	1	
5	11600734		Retaining Plate	1	
6	11600735		Guide Bar	4	
7	11600833		Washer	8	
8	145017		Accu-Ride	1	#530X28'
9	11600733		Retaining Plate	1	
10	11618401		Guide Plate (F)	1	
11	11600837		Support	2	
12	11600808		Stopper	2	
13	11600806		Guide Plate (R)	1	
14	11615301		Transformer Bracket	1	
15	11507803		Sensor Bracket	1	
16	100039		Transformer	1	
17	006003		Proximity Switch	1	RS-001
18	006005		Sensor Magnet	1	MFT-2020
19	652608		Screw	1	M2.6X8L
20	830408		Screw	30	M4X8L
21	610830		Bolt	4	M8X30L
22	720825		Bolt	8	M8X25L
23	720825		Bolt	4	M8X25L
24	610520		Screw	6	M5X20L
25	810515		Screw	2	M5X15L
26	640406		Screw	4	M4X6L
27	720820		Bolt	8	M8X20L

Figure 2-3 Lamination Section-Upper Frame

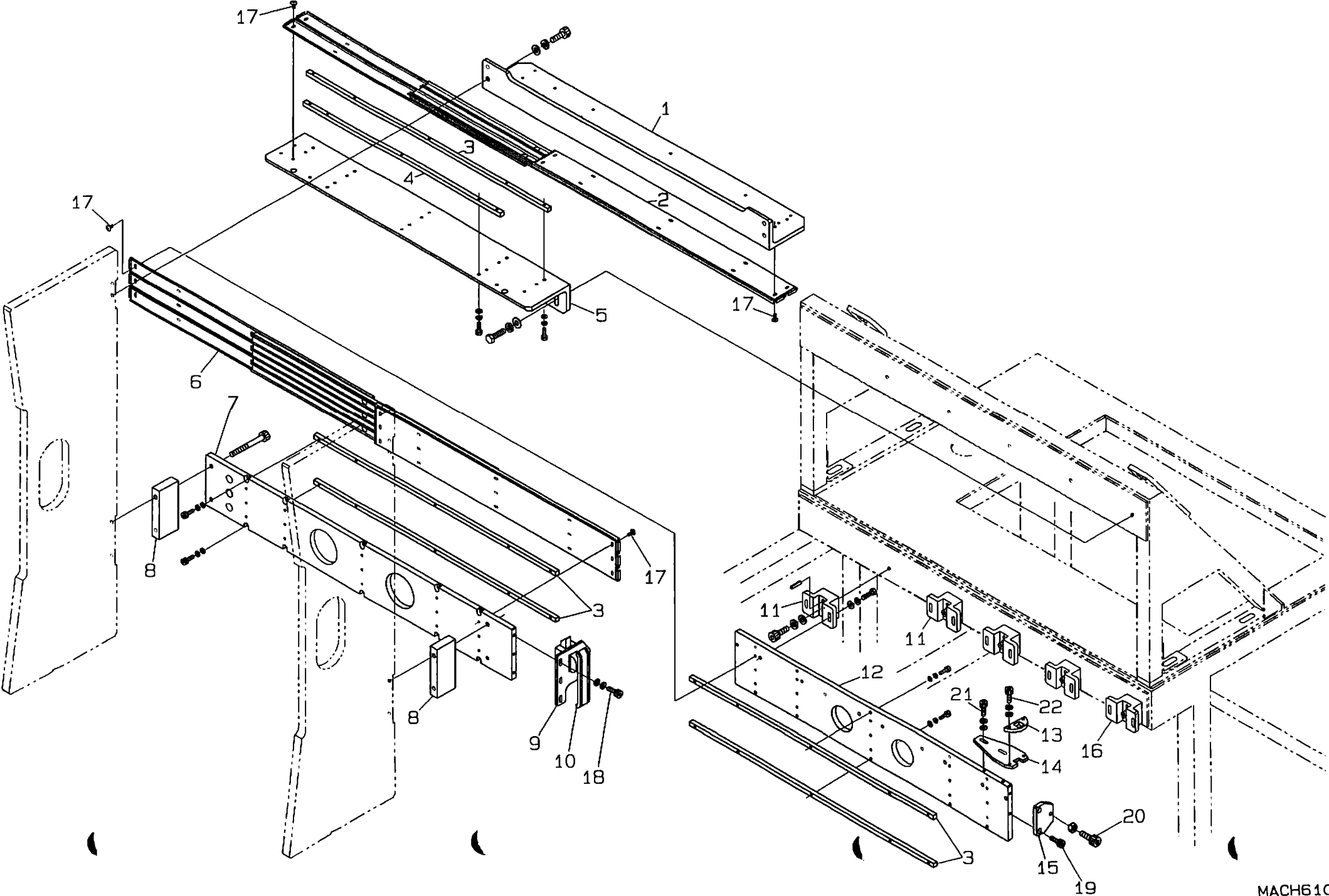


Table 2-3 Lamination Section-Upper Frame

MACH610i

Item	P/N	S/N	Name	QTY	Remark
1	11600831		Retaining Angle Bracket (U)	1	
2	145001		Accu-Ride	1	#501X28'
3	11600735		Guide Bar	5	
4	11600736		Guide Bar	1	
5	11600832		Retaining Angle Bracket (L)	1	
6	145017		Accu-Ride	1	#530X28'
7	11600732		Retaining Plate	1	
8	12500811		Spacer	2	
9	11607901		Handle Plate	1	
10	049001		Handle Lever	1	Assy
11	11600835		Spacer	4	
12	11600731		Retaining Plate	1	
13	11507905		Hook Plate	1	
14	11507912		Plate	1	
15	11507914		Stopper Plate	1	
16	11600824		Spacer	1	
17	830408		Screw	50	M4X8L
18	610615		Bolt	3	M6X15L
19	810620		Bolt	2	M6X20L
20	810845		Bolt	1	M8X45L
21	810620		Bolt	2	M6X20L
22	610515		Screw	2	M5X15L

Figure 3-2 Lamination Section-Roll Drive System

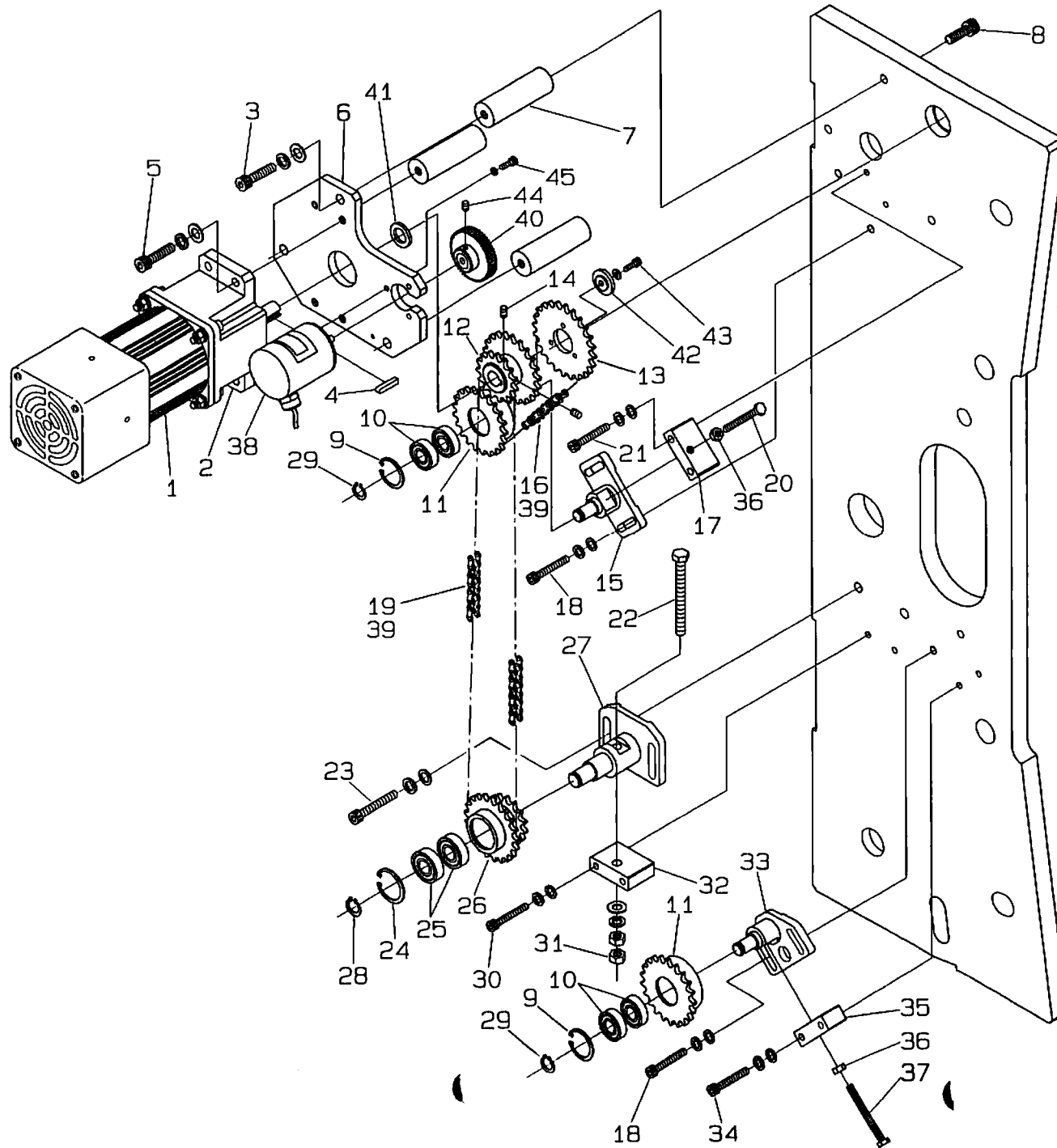


Table 3-2 Lamination Section-Roll Drive System MACH610i

Item	P/N	S/N	Name	QTY	Remark
1	013004		Motor	1	
2	016008		Gear Head	1	
3	810820		Bolt	3	M8X20L
4	044041		Key	1	5X5X25L
5	810825		Bolt	4	M8X25L
6	11602251		Motor Base Plate	1	
7	11503708		Tie Rod	3	
8	810820		Bolt	3	M8X20L
9	600428		C Ring	1	
10	045005		Bearing	2	6001ZZ
11	11502203		Sprocket	1	RS35-21T
12	11602252		Sprocket	1	RS35-22TX15T
13	11503702		Sprocket	1	RS35-24T
14	880506		Screw	2	M5X6L
15	11502204		Sprocket Shaft	1	
16	044016		Chain	1	RS35NP-63Link
17	11502205		Block	1	
18	810625		Bolt	2	M6X25L
19	044068		Chain	1	RS35NP-125Link
20	720660		Bolt	1	M6X60L
21	810645		Bolt	2	M6X45L
22	720885		Bolt	1	M8X85L
23	810825		Bolt	2	M8X25L
24	700432		C Ring	1	
25	045002		Bearing	2	6002ZZ
26	11502404		Sprocket	1	RS35-21TX15T
27	11502304		Sprocket Shaft	1	
28	700315		C Ring	1	
29	600312		C Ring	1	
30	810650		Bolt	2	M6X50L
31	700108		Nut	1	M8
32	11502303		Block	1	
33	11502401		Sprocket Shaft	1	
34	810635		Bolt	2	M6X35L
35	11502402		Block	1	
36	700106		Nut	1	M6
37	720680		Bolt	1	M6X80L
38	006023		Rotary Encoder	1	DC24V
39	044014		Joint Link	2	RS35NP
40	11603552		Spur Gear	1	Md1X50T
41	11617152		Spacer	1	3.7L
42	11617151		Retaining Plate	1	
43	810512		Screw	1	M5X12L
44	880408		Set Screw	1	M4X8L
45	610410		Screw	3	M4X10L

Figure 4-4 Lamination Section-Roll End (Operator Side)

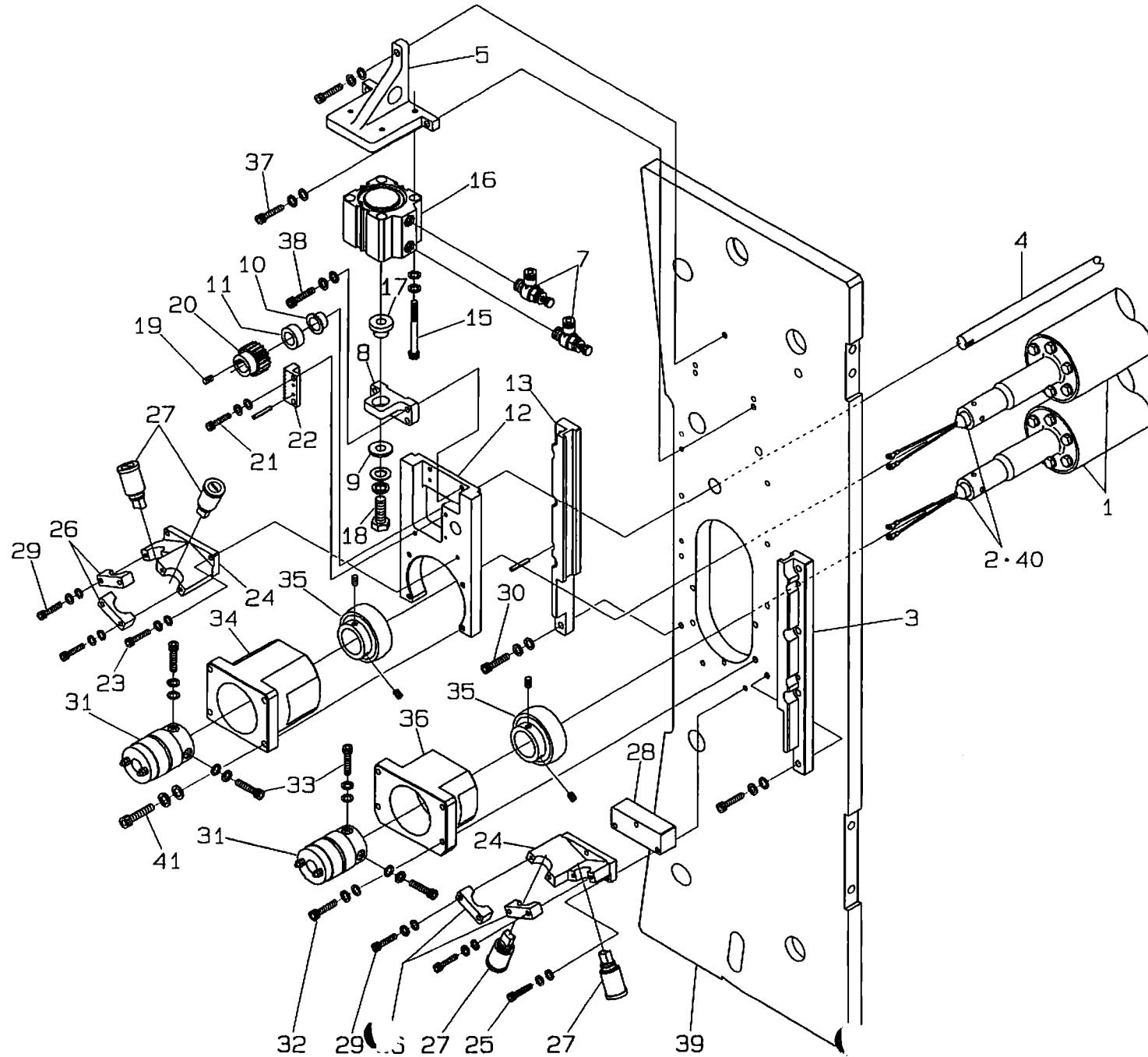


Table 4-4 Lamination Section-Roll End (Operator Side) MACH610i

Item	P/N	S/N	Name	QTY	Remark
1	11603152	#145~	Laminating Roll	2	φ77.5X680L
2	142014		Roll Heater	2	1100WX220V
3	11602952		Slide Plate Guide (R)	1	
4	11603303		Shaft	1	
5	11603264	#144-3~	Cylinder Bracket	1	
7	020019		Air Flow Controller	2	
8	11502901		Bracket	1	
9	11502905		Collar	1	
10	044020		DU Bushing with Flange	1	
11	11503307		Collar	1	
12	11602051		Slide Plate	1	
13	11602951		Slide Plate Guide (L)	1	
15	810660	#144-3~	Bolt	4	M6X60L
16	021011	#144-3~	Cylinder	1	φ50X15ST
17	11502904		Spacer	1	15.5L
18	821030		Bolt	1	M10X30L
19	880506		Set Screw	1	M5X6L
20	11503306		Pinion	1	Md1.5X20T
21	810420		Screw	2	M4X20L
22	11503305		Rack	1	Md1.5
23	810418		Screw	2	M4X18L
24	11602700		Electrode Holder	2	
25	810440		Screw	3	M4X40L
26	11602705		Electrode Holder	4	
27	11502810		Carbon Brush Assy	4	
28	11602706		Electrode Base (L)	1	
29	810425		Screw	8	M4X25L
30	810630		Bolt	8	M6X30L
31	11502801		Electrode Assy	2	
32	810525		Screw	8	M5X25L
33	610512		Screw	4	M5X12L
34	11602551		Housing (U)	1	
35	045034		Unit Type Bearing	2	UC206D1K2
36	11602552		Housing (L)	1	
37	810625		Bolt	3	M6X25L
38	810518	#144-3~	Screw	4	M5X18L
39	11601251		Side Plate	1	Front Side
40	055002		Silicon Grease	1	
41	810630		Bolt	4	M6X30L

Figure 5-3 Lamination Section-Roll Drive (1)

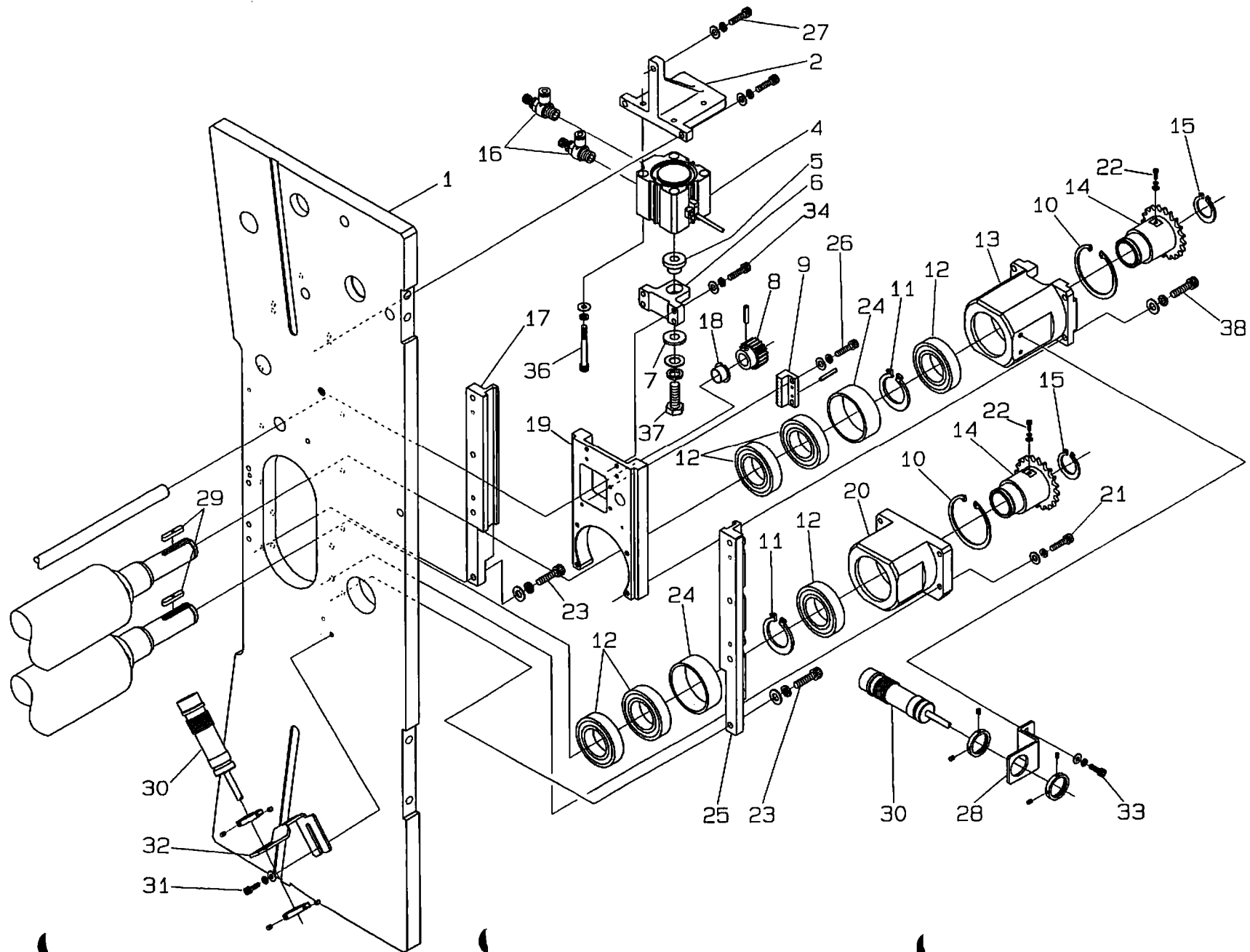


Table 5-3 Lamination Section-Roll Drive (1)

MACH610i

Item	P/N	S/N	Name	QTY	Remark
1	11601151		Side Plate	1	Rear Side
2	11603264	#144-3~	Cylinder Bracket	1	
4	021012	#144-3~	Cylinder	1	φ50X15ST with Switch
5	11502904		Spacer	1	15.5L
6	11502901		Bracket	1	
7	11502905		Collar	1	
8	11503306		Pinion	1	Mdl. 5X20T
9	11503304		Rack	1	Mdl. 5
10	600462		C Ring	2	
11	600335		C Ring	2	
12	045033		Bearing	6	6007ZZ-C304M
13	11616751		Housing (U)	1	
14	11602553		Sprocket	2	RS35-20T
15	600325		C Ring	2	
16	020019		Air Flow Controller	2	
17	11602952		Slide Plate Guide (R)	1	
18	044020		DU Bushing with Flange	1	
19	11602056		Slide Plate	1	
20	11616752		Housing (L)	1	
21	810525		Screw	4	M5X25L
22	610310		Screw	2	M3X10L
23	810630		Bolt	8	M6X30L
24	11616753		Collar	2	
25	11602951		Slide Plate Guide (L)	1	
26	810420		Screw	2	M4X20L
27	810625		Bolt	3	M6X25L
28	11605151		Bracket	1	
29	11602554		Key	2	5X5X30L
30	006007		Roll Temp. Sensor	2	
31	610512		Screw	2	M5X12L
32	11605155		Sensor Bracket	1	
33	610512		Screw	2	M5X12L
34	810518	#144-3~	Screw	4	M5X18L
36	810660	#144-3~	Bolt	4	M6X60L
37	721030		Bolt	1	M10X30L
38	810625		Bolt	4	M6X25L

Figure 6-2 Lamination Section-Roll Drive (2)

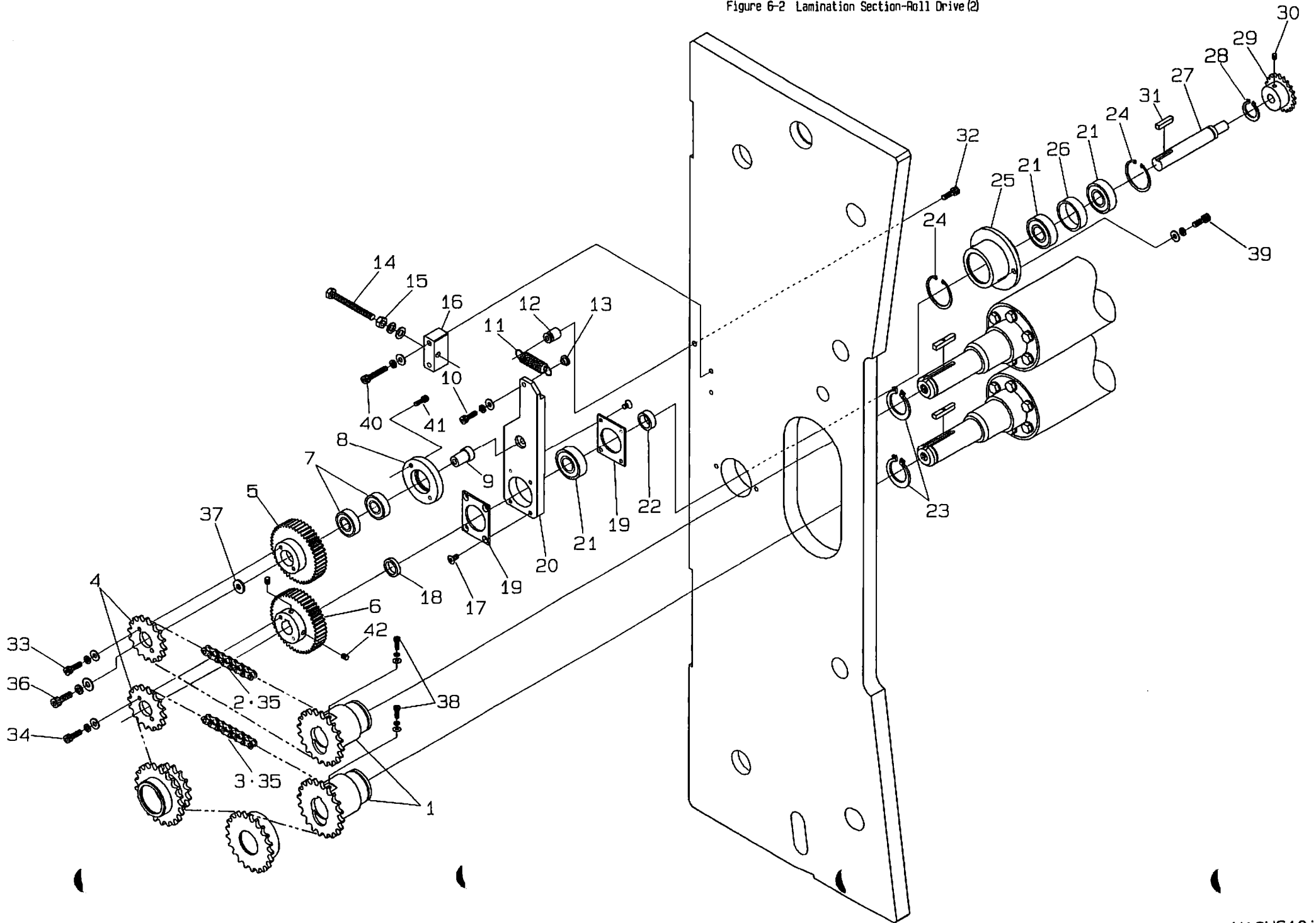


Table 6-2 Lamination Section-Roll Drive (2)

MACH610i

Item	P/N	S/N	Name	QTY	Remark
1	11602553		Sprocket	2	RS35-20T
2	044069		Chain	1	RS35NP-41Link
3	044070		Chain	1	RS35NP-51Link
4	11502302		Sprocket	2	RS35-16T
5	11502108		Spur Gear	1	Md1.5X44T
6	11502107		Spur Gear	1	Md1.5X44T
7	045005		Bearing	2	6001ZZ
8	11502301		Flange	1	
9	11502109		Shaft	1	
10	810512		Screw	1	M5X12L
11	11502220		Spring	1	
12	11502306		Hook	1	
13	11502307		Hook	1	
14	720660		Bolt	1	M6X60L
15	700106		Nut	1	M6
16	11502305		Block	1	
17	650406		Screw	8	M4X6L
18	11502105		Collar	1	
19	11502101		Bearing Support Plate	2	
20	11502206		Tension Plate	1	
21	045004		Bearing	3	6202ZZ
22	11502104		Collar	1	
23	600325		C Ring	2	
24	700435		C Ring	2	
25	11502102		Housing	1	
26	11502103		Spacer	1	
27	11502106		Shaft	1	
28	700315		C Ring	1	
29	044071		Sprocket	1	RS25-20T
30	680406		Set Screw	1	M4X6L
31	11502115		Key	1	5X5X20L
32	810520		Screw	1	M5X20L
33	810408		Screw	2	M4X8L
34	810412		Screw	2	M4X12L
35	044014		Joint Link	2	RS35NP
36	810635		Bolt	1	M6X35L
37	11502110		Washer	1	
38	610310		Screw	2	M3X10L
39	810515		Screw	2	M5X15L
40	810645		Bolt	2	M6X45L
41	810410		Screw	2	M4X10L
42	880506		Screw	2	M5X6L

Figure 7-2 Lamination Section-Positioning Block Drive

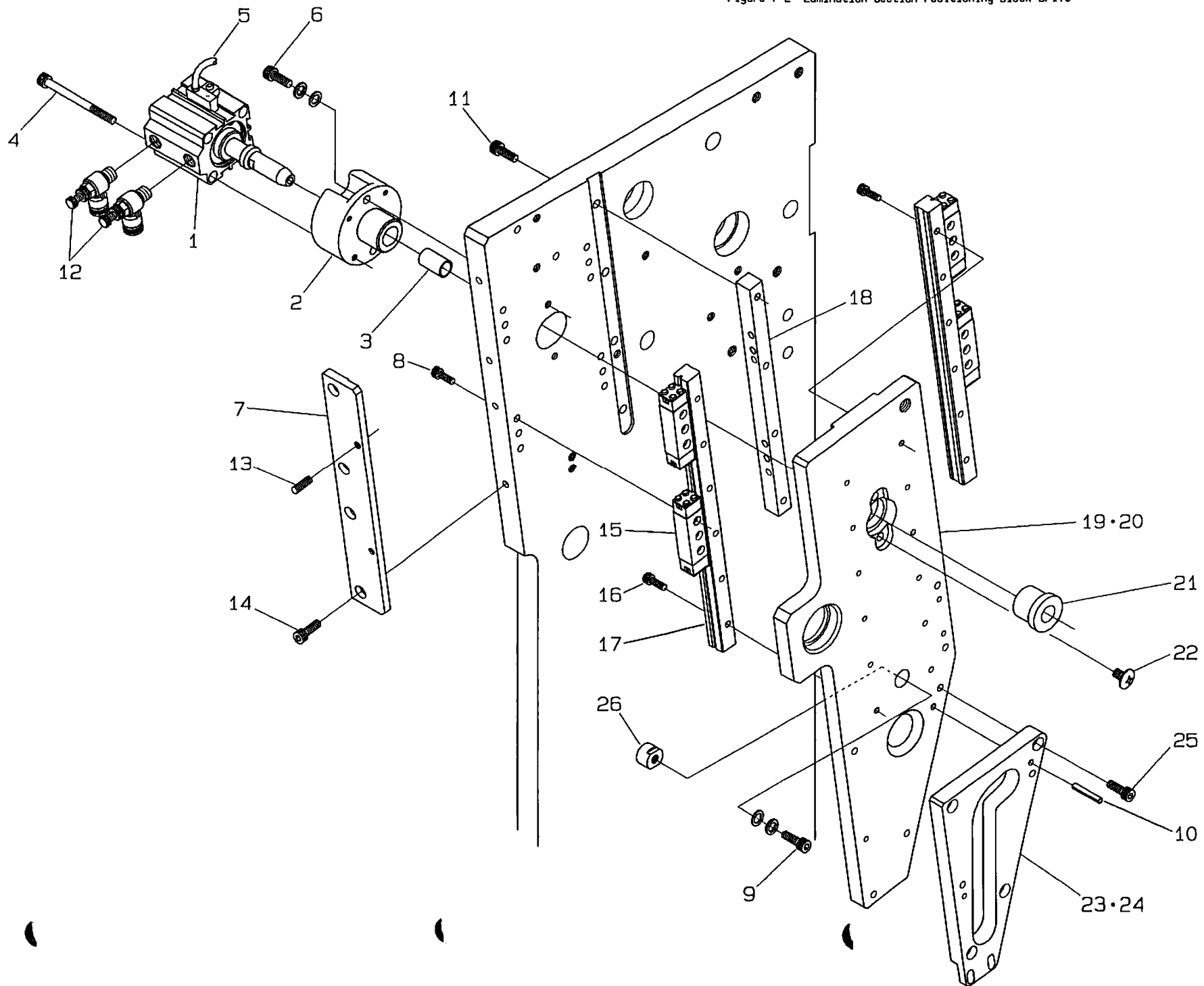


Table 7-2 Lamination Section-Positioning Block Drive MACH610i

Item	P/N	S/N	Name	QTY	Remark
1	11604610		Lock Pin Cylinder	4	Assy
2	11604602		Cylinder Base	4	
3	044057		M Liner Bearing Bush	4	R-ML1212
4	610450		Screw	16	M4X50L
5	006027		Cylinder Auto Switch	4	CS4H
6	610515		Screw	8	M5X15L
7	11501620		Backup Plate	4	
8	810425		Screw	48	M4X25L
9	810615		Bolt	2	M6X15L
10	600704		Spring Pin	8	Ø4X20L
11	810520		Screw	16	M5X20L
12	020009		Air Flow Controller	8	
13	880506		Set Screw	8	M5X6L
14	810510		Screw	16	M5X10L
15	045023		LM Guide	16	Bearing Block
16	810415		Screw	48	M4X15L
17	045024		LM Guide	8	Trak Base
18	11501604		Backup Plate	4	
19	11601401		Slide Plate (L)	2	
20	11601402		Slide Plate (R)	2	
21	11501506		Bushing	4	
22	640610		Bolt	8	M6X10L
23	11501507		Cam Plate (L)	2	
24	11501508		Cam Plate (R)	2	
25	810515		Screw	16	M5X15L
26	11501608		Stopper	6	

Figure 8-1 Lamination Section-Vacuum Plate Drive

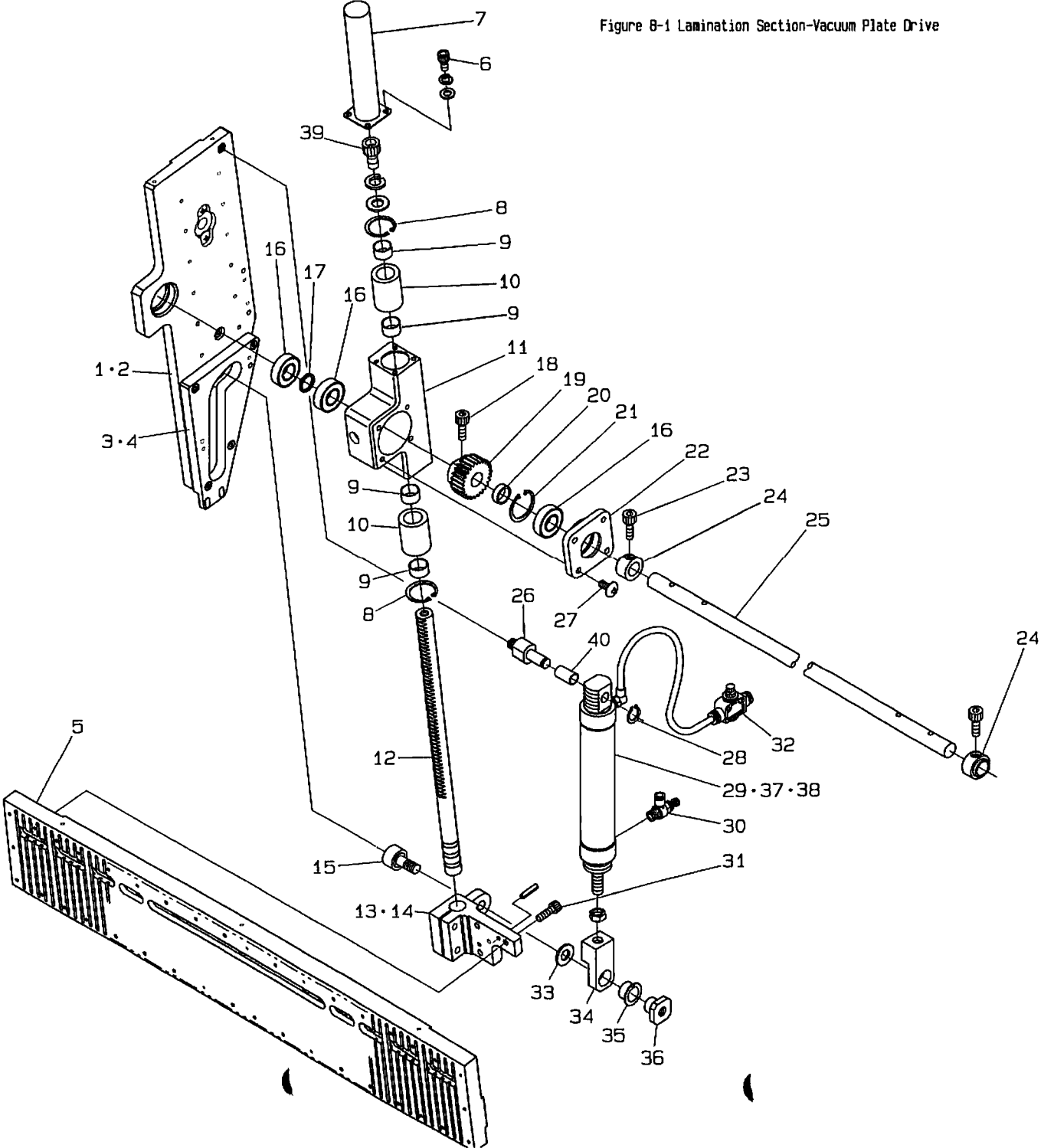


Table 8-1 Lamination Section-Vacuum Plate Drive MACH610i

Item	P/N	S/N	Name	QTY	Remark
1	11601401		Slide Plate (L)	2	
2	11601402		Slide Plate (R)	2	
3	11501507		Cam Plate (L)	2	
4	11501508		Cam Plate (R)	2	
5	11606101		P. B. Suction Plate	2	
6	610408		Screw	16	M4X8L
7	11508802		Rack Cover	4	
8	700428		C Ring	8	
9	044009		M Liner Bushing	16	
10	11501606		Bushing	8	
11	11501301		Rack and Pinion Case	4	
12	11501702		Rack	4	
13	11501302		Rack Holder (L)	2	
14	11501303		Rack Holder (R)	2	
15	045003		Cam Follower	4	CF10UUR
16	045002		Bearing	12	6002ZZ
17	11501607		Collar	4	
18	810515		Screw	4	M5X15L
19	11501703		Pinion	4	Md1. 5X26T
20	11501619		Collar	4	
21	700432		C Ring	4	
22	11501601		Cap	4	
23	810515		Screw	4	M5X15L
24	11501715		Collar	4	
25	11601701		Shaft	2	
26	11501706		Pin	4	
27	640515		Screw	16	M5X15L
28	700310		C Ring	4	
29	021001		P. B. Cylinder	2	φ32X100ST
30	020009		Air Flow Controller	6	
31	810515		Screw	12	M5X15L
32	020011		Air Flow Controller	2	
33	044007		Conical Spring washer	4	
34	11501602		Knuckle	4	
35	044008		DU Bushing with Flange	4	
36	11501603		Nut	4	
37	021002		P. B. Cylinder	2	φ32X100ST with Switch
38	11603722		Spacer	2	
39	810810		Bolt	4	M8X10L
40	044073		M Liner Bushing	4	R-ML1020

Figure 9-1 Lamination Section-Positioning Block, Clutch and Brake

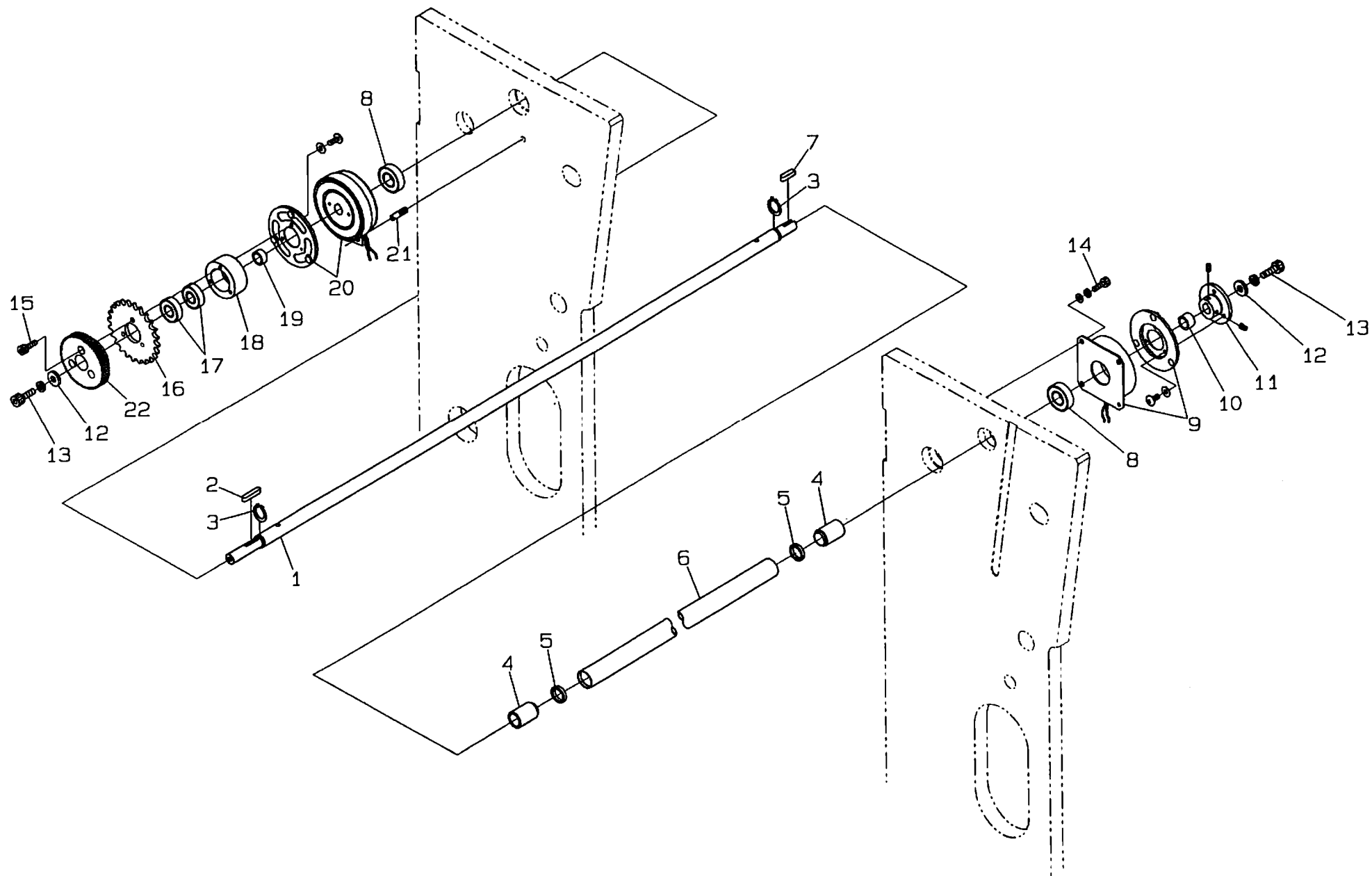


Table 9-1 Lamination Section-Positioning Block, Clutch and Brake MACH610i

Item	P/N	S/N	Name	QTY	Remark
1	11603707		Shaft	1	
2	11503720		Key	1	4X4X21L
3	700315		C Ring	2	
4	11507505		Spacer	2	
5	045010		Bearing	2	A-2015
6	11607507		Film Guide Roll	1	
7	11603719		Key	1	4X4X15L
8	045002		Bearing	2	6002ZZ
9	018027		Magnetic Brake	1	UB-0.8
10	11503705		Spacer	1	
11	018003		Brake Attachment	1	
12	11503706		Washer	2	
13	810512		Screw	2	M5X12L
14	810510		Screw	2	M5X10L
15	810420		Screw	3	M4X20L
16	11503702		Sprocket	1	RS35-24T
17	045005		Bearing	2	6001ZZ
18	11503701		Housing	1	
19	11503704		Spacer	1	
20	018026		Magnetic Clutch	1	UC-0.8
21	11502403		Dowel	1	
22	11603551		Spur Gear	1	Md1X65T

Figure 10-2 Lamination Section-Positioning Block Drive System (1)

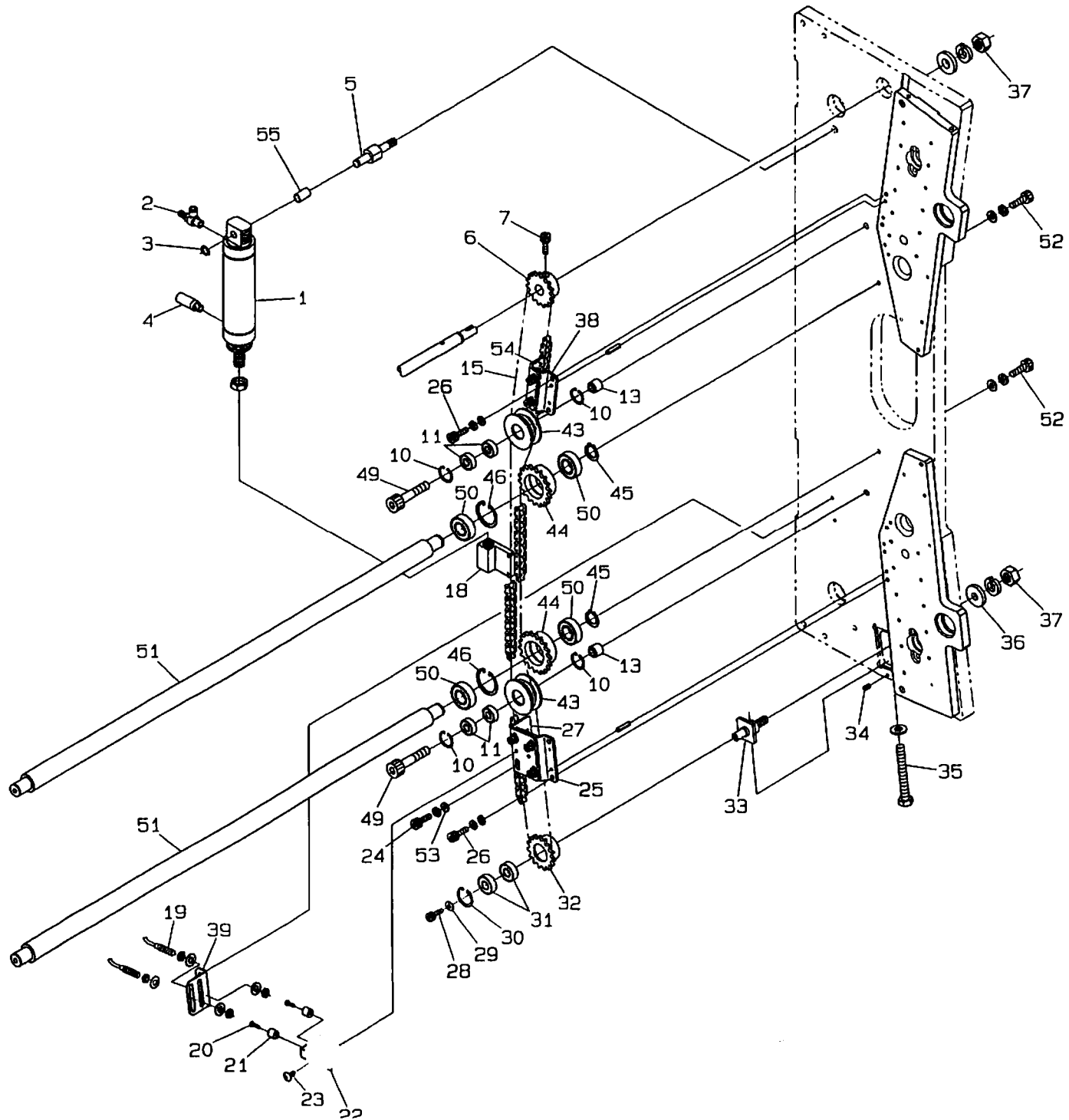


Table 10-2 Lamination Section-Positioning Block Drive System (1)

MACH610i

Item	P/N	S/N	Name	QTY	Remark
1	021003		Cylinder	1	φ40X75ST with Switch
2	020010		Air Flow Controller	1	
3	700310		C Ring	1	
4	020003		Silencer	1	
5	11501705		Pin	1	
6	11503703		Sprocket	1	RS35-15T
7	810515		Screw	1	M5X15L
10	700422		C Ring	4	
11	045007		Bearing	4	R-2280ZZ
13	11503603		Collar	2	
15	11601802		Chain	1	RS35NP-202Link Assy
18	11501704		Cylinder Bracket	1	
19	006003		Proximity Switch	2	RS-001
20	752610		Screw	2	M2.6X10L
21	006004		Magnet	2	MFT-2018
22	11501708		Magnet Bracket	1	
23	640406		Screw	4	M4X6L
24	810512		Screw	6	M5X12L
25	11601515		Joint Plate	1	
26	810510		Screw	4	M5X10L
27	11601505		Joint Plate	1	
28	810510		Screw	1	M5X10L
29	11503605		Washer	1	
30	700426		C Ring	1	
31	045006		Bearing	2	6000ZZ
32	11503604		Sprocket	1	RS35-15T
33	11503607		Sprocket Shaft	1	
34	880405		Screw	1	M4X5L
35	720860		Bolt	1	M8X60L
36	11503606		Washer	1	
37	700110		Nut	2	M10
38	11601503		Joint Plate	1	
39	11501707		Switches Plate	1	
43	11503608		Idler Wheel	2	
44	11503609		Sprocket	2	RS35-18T
45	600317		C Ring	2	
46	600435		C Ring	2	
49	810840		Bolt	2	M8X40L
50	045018		Bearing	4	6003ZZ
51	11603626		Tie Rod	2	
52	810620		Bolt	2	M6X20L
53	11603619		Washer	6	
54	11601504		Joint Plate	1	
55	044073		M Liner Bushing	1	R-ML1020

Figure 11-2 Lamination Section-Positioning Block Drive System (2)

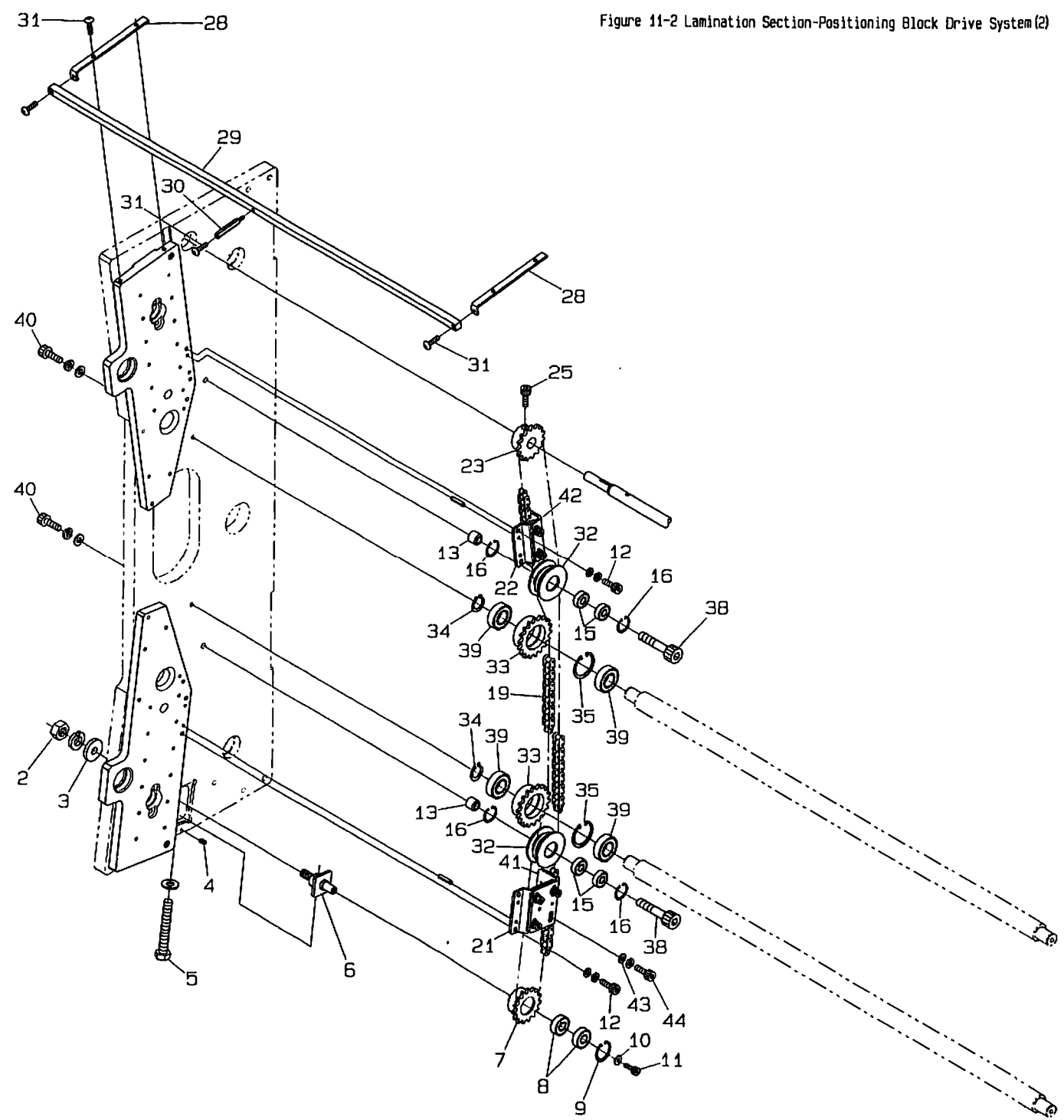


Table 11-2 Lamination Section-Positioning Block Drive System(2)

MACH610i

Item	P/N	S/N	Name	QTY	Remark
2	700110		Nut	1	M10
3	11503606		Washer	1	
4	880405		Screw	1	M4X5L
5	720860		Bolt	1	M8X60L
6	11503607		Sprocket Shaft	1	
7	11503604		Sprocket	1	RS35-15T
8	045006		Bearing	2	6000ZZ
9	700426		C Ring	1	
10	11503605		Washer	1	
11	810510		Screw	1	M5X10L
12	810510		Screw	4	M5X10L
13	11503603		Collar	2	
15	045007		Bearing	4	R-2280ZZ
16	700422		C Ring	4	
19	11601801		Chain	1	RS35NP-205Link Assy
21	11601515		Joint Plate	1	
22	11601503		Joint Plate	1	
23	11503703		Sprocket	1	RS35-15T
25	810515		Screw	1	M5X15L
28	11505401		Bracket	2	
29	11605402		Bar	1	
30	11505403		Hex. Rod	1	
31	640412		Screw	7	M4X12L
32	11503608		Idler Wheel	2	
33	11503609		Sprocket	2	RS35-18T
34	600317		C Ring	2	
35	600435		C Ring	2	
38	810840		Bolt	2	M8X40L
39	045018		Bearing	4	6003ZZ
40	810620		Bolt	2	M6X20L
41	11601505		Joint Plate	1	
42	11601504		Joint Plate	1	
43	11603619		Washer	6	
44	810512		Screw	6	M5X12L

Figure 12 Film Tension Roll, Upper and Lower

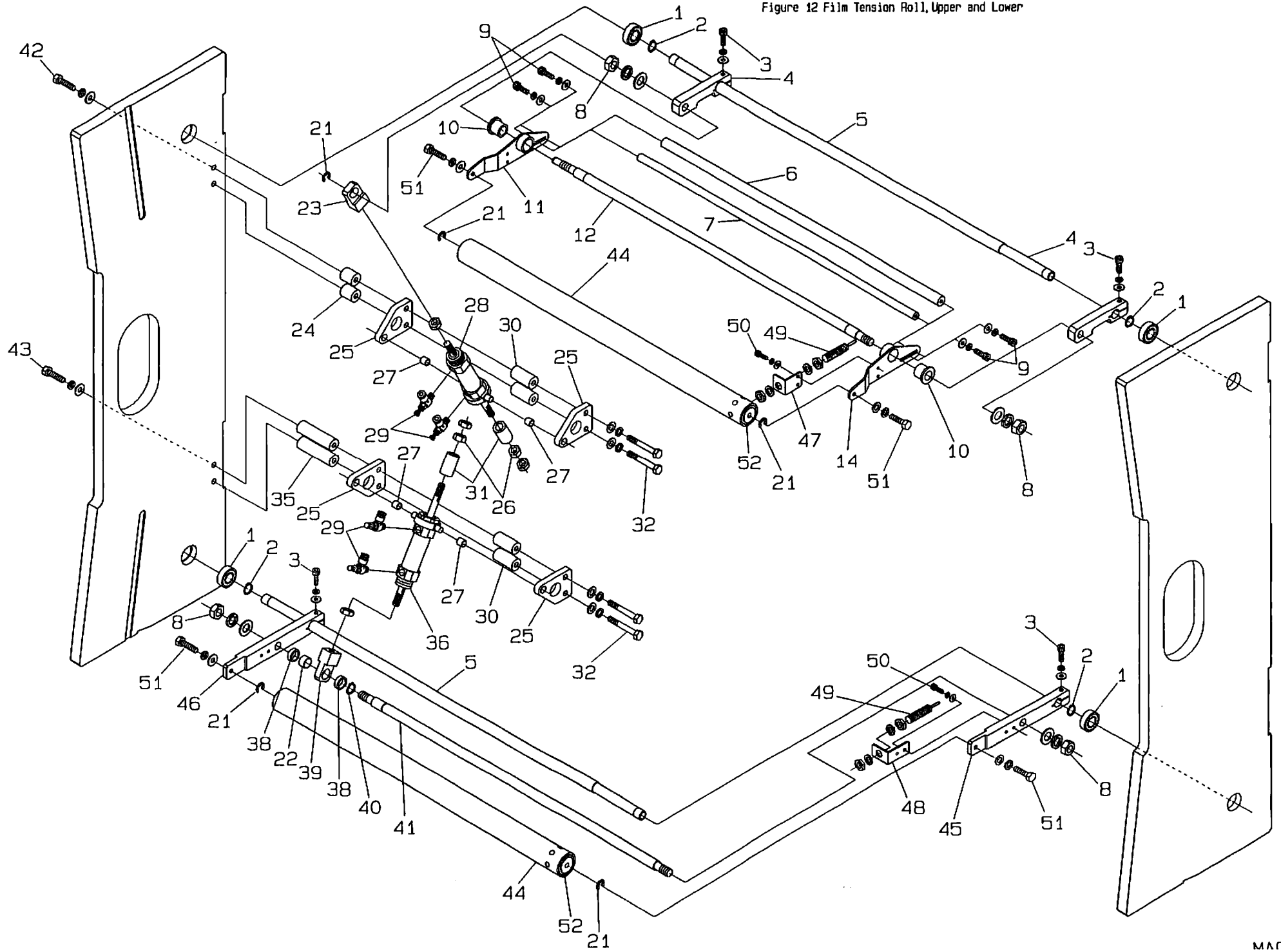


Table 12 Lamination Section-Film Tension Roll, Upper and Lower MACH610i

Item	P/N	S/N	Name	QTY	Remark
1	045002		Bearing	4	6002ZZ
2	700315		C Ring	4	
3	810525		Screw	4	M5X25L
4	11507402		Arm	2	
5	11607405		Shaft	2	
6	11607508		Weight Bar	1	
7	11607509		Weight Bar	1	
8	700112		Nut	4	M12
9	610515		Screw	4	M5X15L
10	044025		Solid Sleeve Bearing	2	R-ARF1520
11	11507502		Tension Arm (U. R)	1	
12	11607403		Shaft	1	
14	11507501		Tension Arm (U. F)	1	
21	700508		E Ring	1	
22	044028		M Liner Bushing	1	R-ML1510
23	044029		Knuckle	1	
24	11507407		Spacer	2	
25	11507503		Plate	4	
26	600110		Nut	2	M10 P=1.25
27	044026		M Liner Bushing	4	R-ML0910
28	021005		Cylinder	1	φ25X25ST
29	020009		Air Flow Controller	4	
30	11507408		Spacer	4	
31	11507504		Spacer	2	
32	720875		Bolt	4	M8X75L
35	11507406		Spacer	2	
36	021005		Cylinder	1	φ25X25ST
38	11507506		Spacer	2	
39	11507515		Knuckle	1	
40	700315		C Ring	1	
41	11607404		Tie Rod	1	
42	720835		Bolt	2	M8X35L
43	720830		Bolt	2	M8X30L
44	11607525		Film Tension Roll	2	φ38X610L
45	11507526		Tension Arm (L. F)	1	
46	11507527		Tension Arm (L. R)	1	
47	11507528		Sensor Bracket (U)	1	
48	11507529		Sensor Bracket (L)	1	
49	006011		Proximity Switch	2	
50	610408		Screw	4	M4X8L
51	620615		Bolt	4	M6X15L
52	045016		Bearing	4	RF-2280ZZ

Figure 13-2 Lamination Section-Dry Film Unit Attachment, Upper and Lower

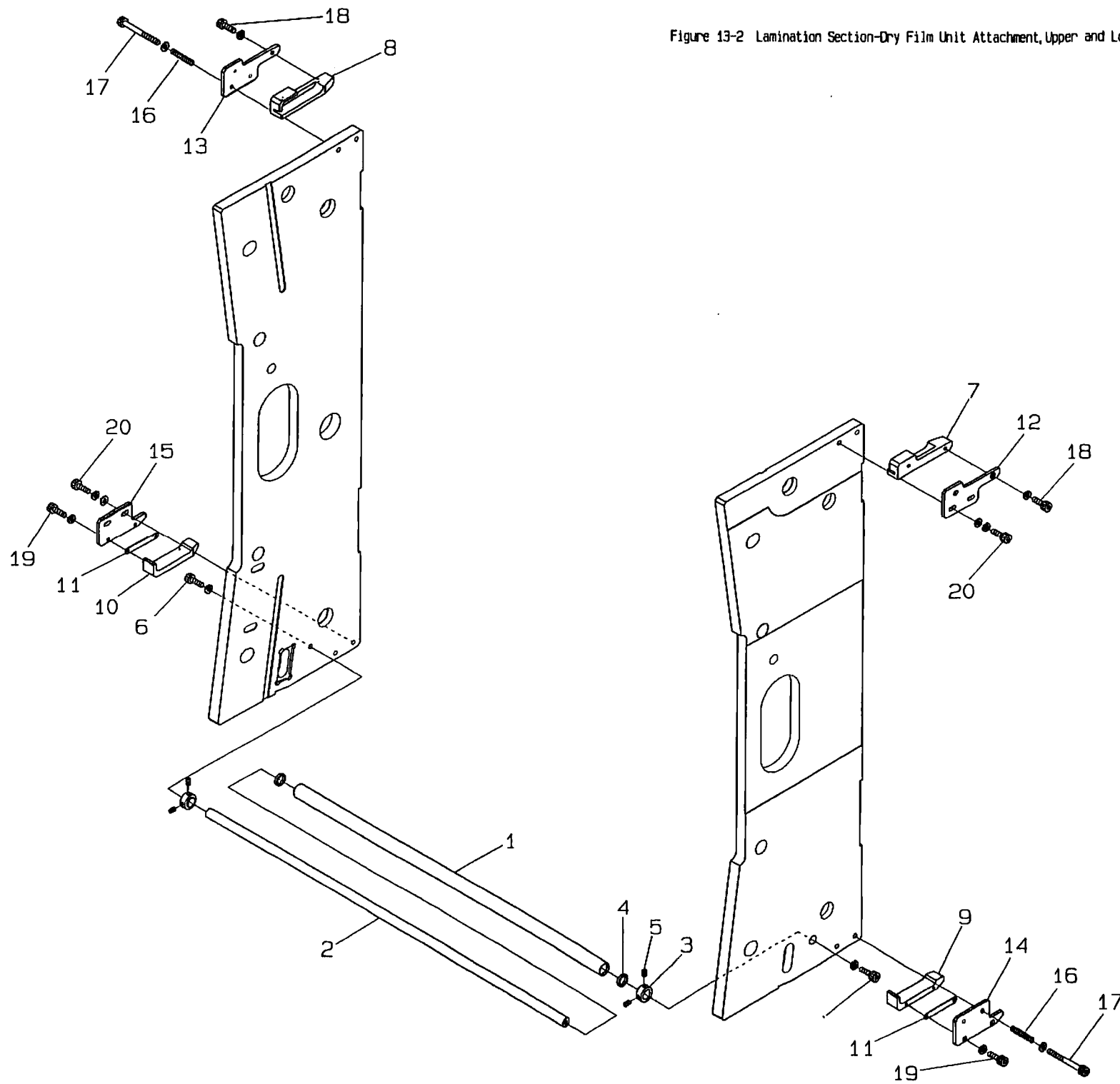


Table 13-2 Lamination Section-Dry Film Unit Attachment, Upper and Lower MACH610i

Item	P/N	S/N	Name	QTY	Remark
1	11607507		Film Guide Roll	1	
2	11616504		Shaft	1	790L
3	11616502		Collar	2	
4	045010		Bearing	2	A-2015
5	680505		Set Screw	4	M5X5L
6	610620		Bolt	2	M6X20L
7	11617351		Guide Block (F. U)	1	
8	11617352		Guide Block (R. U)	1	
9	11617453		Guide Block (F. L)	1	
10	11617454		Guide Block (R. L)	1	
11	11617456		Spacer	2	
12	11617354		Plate (F. U)	1	
13	11617353		Plate (R. U)	1	
14	11617451		Plate (F. L)	1	
15	11617452		Plate (R. L)	1	
16	11617358		Spring	4	
17	610650		Bolt	4	M6X50L
18	610510		Screw	4	M5X10L
19	610415		Screw	4	M4X15L
20	610615		Bolt	4	M6X15L

Figure 14-2 Lamination Section-Conveyor

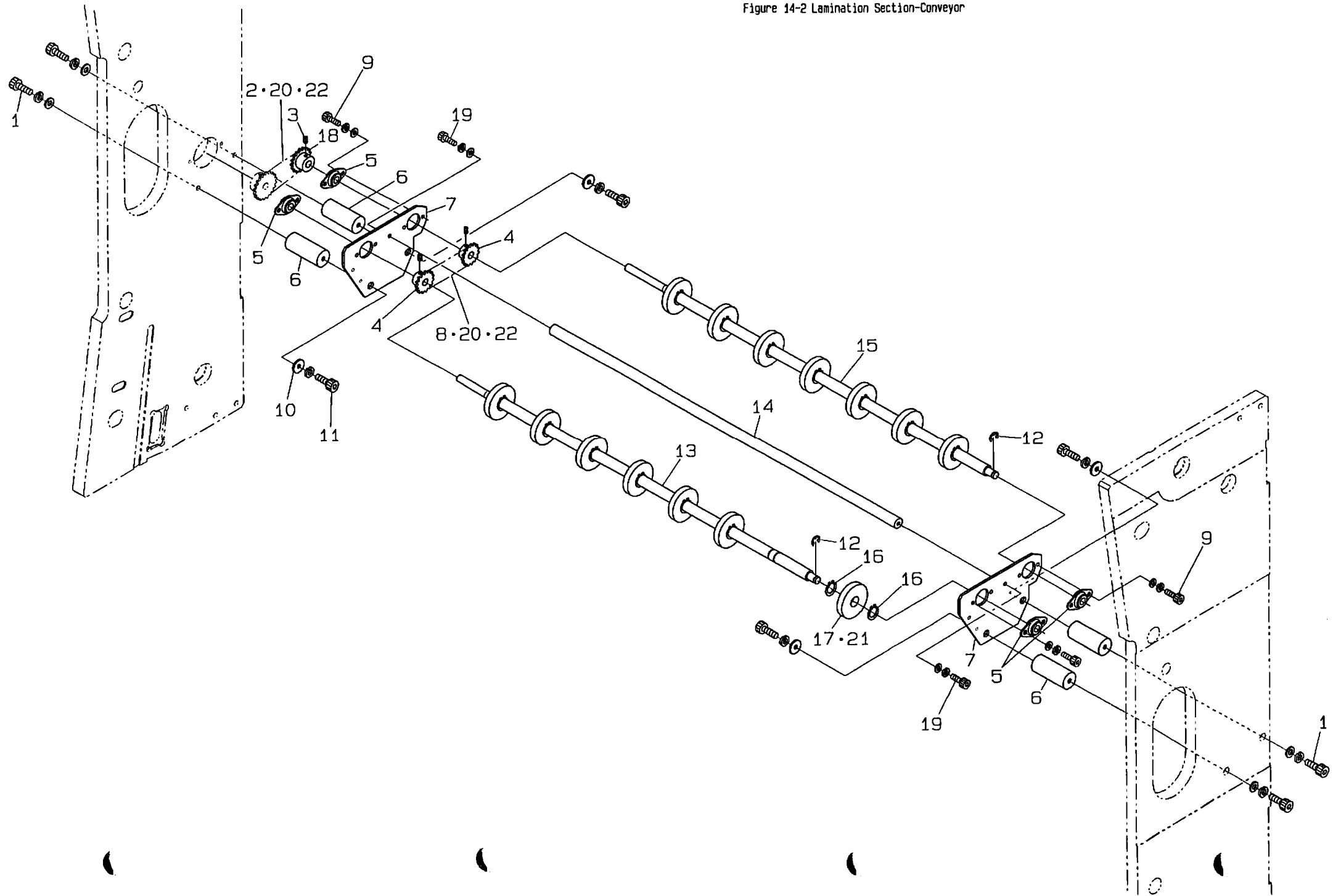


Table 14-2 Lamination Section-Conveyor

MACH610i

Item	P/N	S/N	Name	QTY	Remark
1	610620		Bolt	4	M6X20L
2	044074		Chain	1	RS25NP-35Link
3	680406		Set Screw	3	M4X6L
4	044002		Sprocket	2	RS25-15T
5	044001		Mini Flange Unit	4	
6	11501002		Tie Rod	4	
7	11601001		Plate	2	
8	044003		Chain	1	RS25NP-39Link
9	610508		Screw	8	M5X8L
10	11501019		Washer	4	
11	720615		Bolt	4	M6X15L
12	600508		E Ring	2	
13	11601006		Shaft	1	
14	11601003		Tie Rod	1	
15	11601007		Shaft	1	
16	600315		C Ring	28	
17	11611217		Urethane Wheel	10	$\phi 50 \times \phi 14.7 \times 9t$
18	11601017		Sprocket	1	RS25-17T
19	610515		Screw	2	M5X15L
20	044005		Joint Link	4	RS25NP
21	11611221		Conductive Resin Wheel	4	$\phi 50 \times \phi 15.1 \times 9t$
22	044052		Joint Half Link	2	RS25NP

Figure 15-2 Lamination Section-Cutter

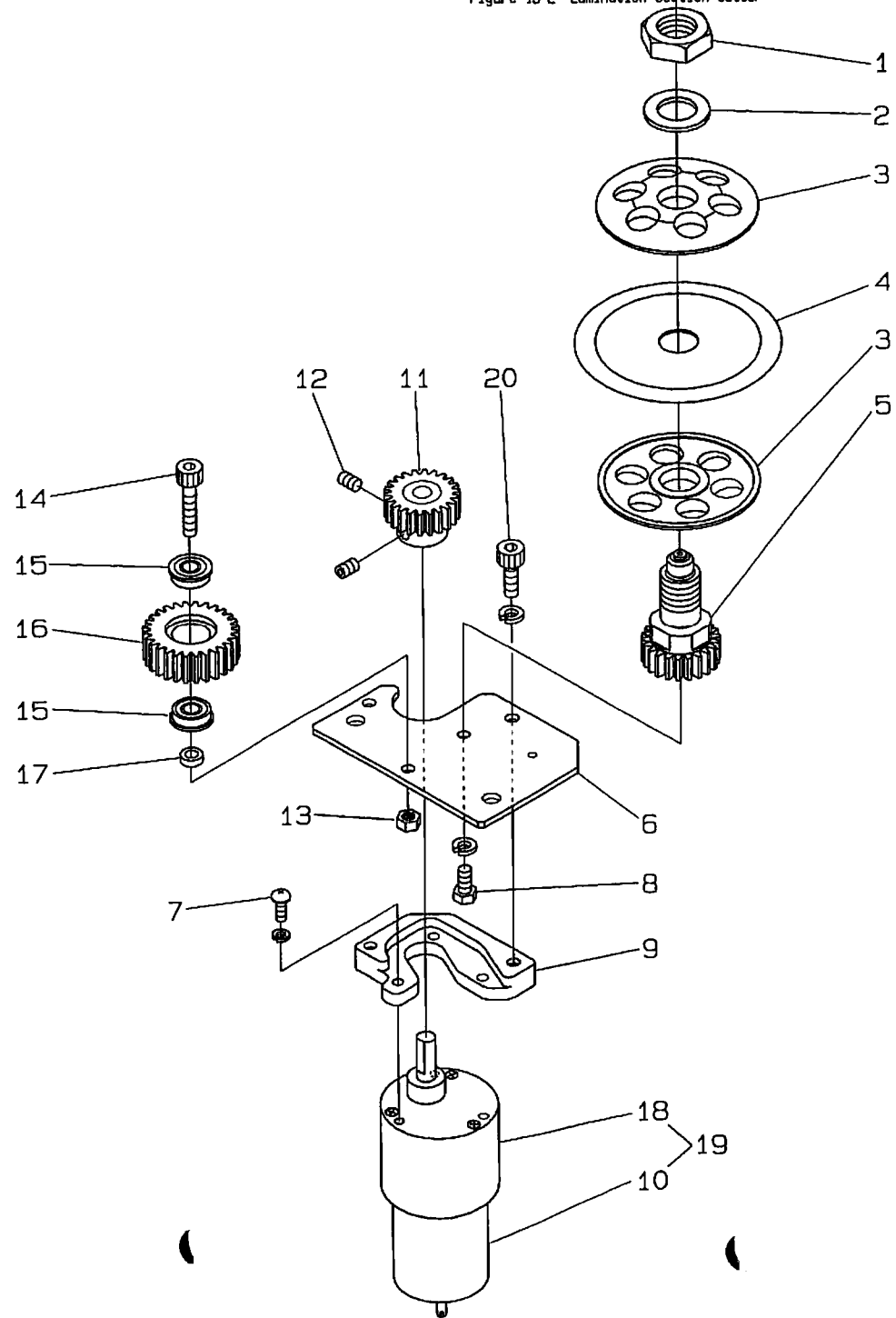


Table 15-2 Lamination Section-Cutter

MACH610j

Item	P/N	S/N	Name	QTY	Remark
1	11507618		Nut	2	M12XP1.0
2	11507607		Washer	2	
3	11505701		Cutter Holder	4	
4	044022		Cutter Blade	2	
5	11507603		Gear Shaft	2	Assy
6	11507606		Motor Base	2	
7	660308		Screw	6	M3X8L
8	620408		Screw	2	M4X8L
9	11507605		Motor Spacer	2	
10	015001		Cutter Motor	2	
11	11507601		Spur Gear	2	Md1X22T
12	680405		Set Screw	4	M4X5L
13	600104		Nut	2	M4
14	810420		Screw	2	M4X20L
15	045011		Bearing	4	RF-1240ZZ
16	11507602		Spur Gear	2	Md1X28T
17	11505703		Collar	2	
18	016005		Gear Head	2	
19	015002		Cutting Motor	2	Assy
20	610410		Screw	4	M4X10L

Figure 16-3 Lamination Section-Cutter Drive

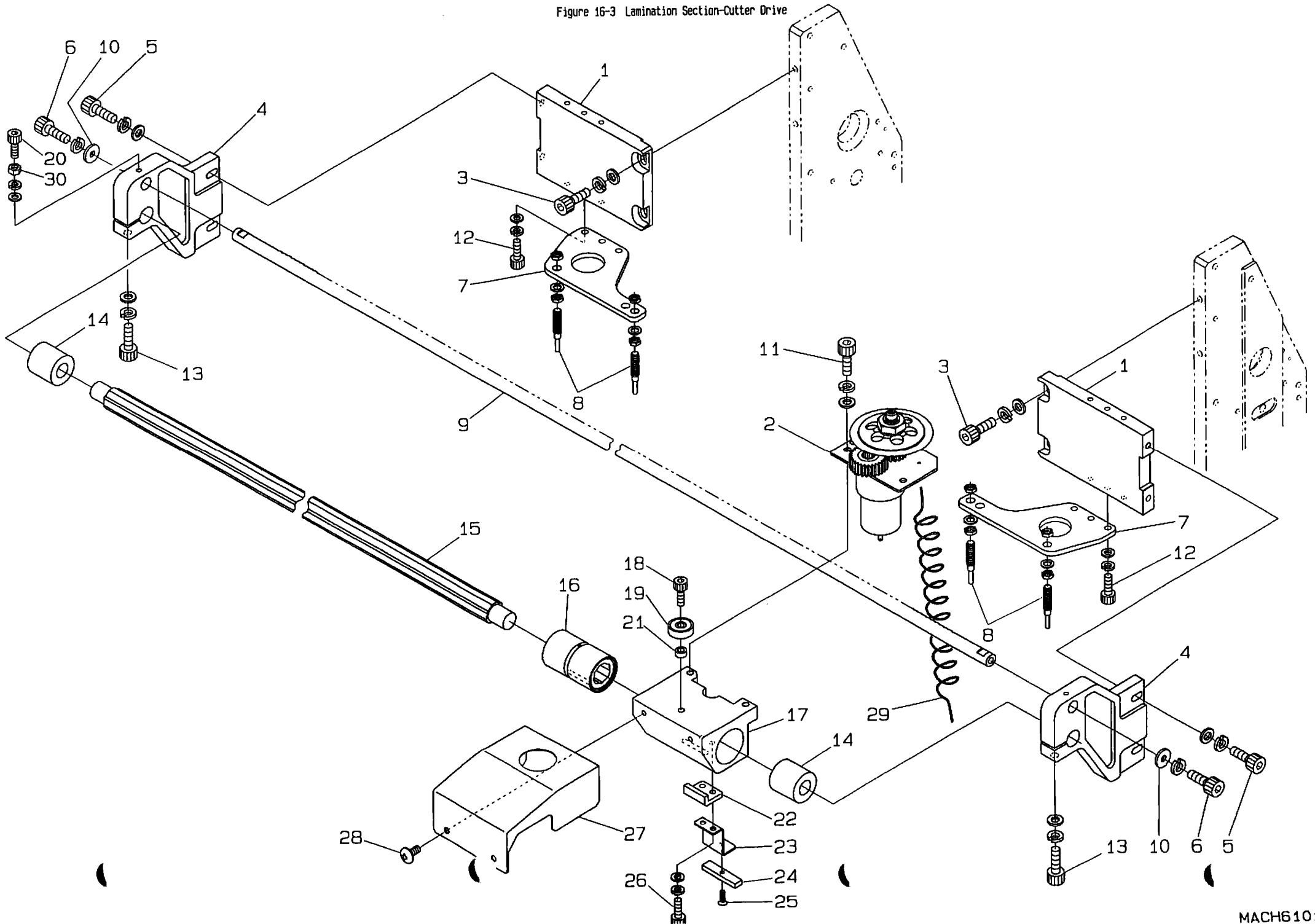


Table 16-3 Lamination Section-Cutter Drive

MACH610i

Item	P/N	S/N	Name	QTY	Remark
1	11505601		Joint Plate	4	
2	11507630		Cutting Unit	2	Assy
3	810515		Screw	8	M5X15L
4	11605652		Side Plate	4	
5	810515		Screw	8	M5X15L
6	810510		Screw	4	M5X10L
7	11505803		Sensor Plate	4	
8	006003		Proximity Swtich	8	RS-001
9	11605604		Rack Shaft	2	
10	11505707		Washer	4	
11	810515		Screw	4	M5X15L
12	810412		Screw	8	M4X12L
13	810525		Screw	4	M5X25L
14	11505810		Cushion	4	
15	11605805		Ball Spline Shaft	2	
16	11605806		Linear Bearing	2	
17	11505801		Spline Housing	2	
18	810515		Screw	2	M5X15L
19	045028		Bearing	2	635ZZ
20	810412		Screw	2	M4X12L
21	11505704		Collar	2	
22	11505705		Key	2	L Shape
23	11505706		Magnet Bracket	2	
24	006005		Magnet	2	
25	752606		Screw	2	M2.6X6L
26	810410		Screw	4	M4X10L
27	11505901		Cutter Cover	2	
28	640406		Screw	4	M4X6L
29	000036		Coiled Power Cord	2	
30	700104		Nut	2	M4

Figure 17-3 Lamination Section-Vacuum Plate

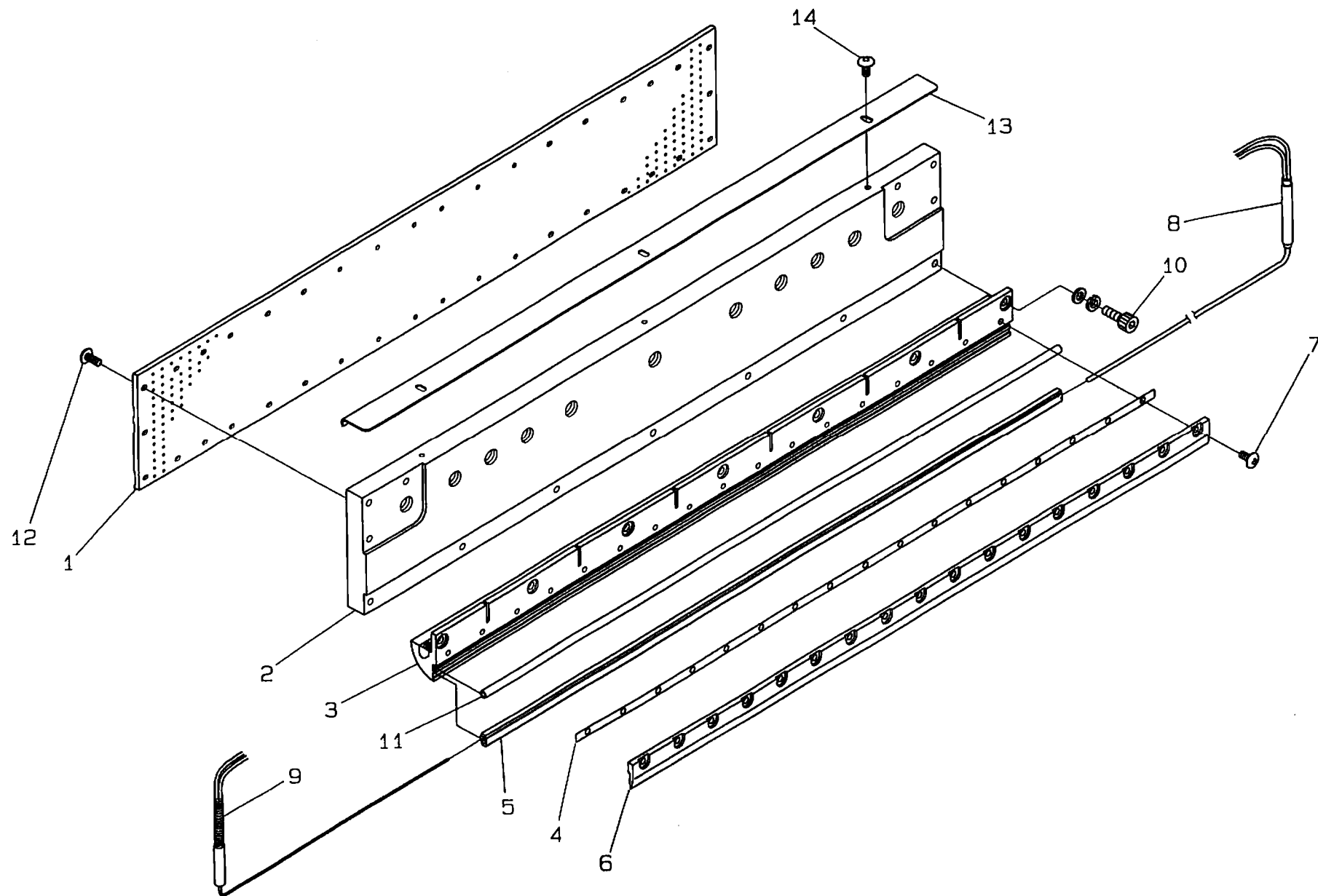


Table 17-3 Lamination Section-Vacuum Plate MACH610i

Item	P/N	S/N	Name	QTY	Remark
1	11606201		Perforated Plate	2	
2	11606101		P. B. Suction Plate	2	
3	11606001		P. B. Tip	2	
4	11606004		Spacer	2	
5	11503505		4W Sealing Rubber	2	
6	11606003		Retaining Plate	2	
7	640412		Screw	34	M4X12L
8	142004		Vacuum Plate Heater	2	40V
9	106008		P. B. Temp. Sensor	2	φ1.6X250L
10	610512		Screw	14	M5X12L
11	11616401		Silicon Tube	2	
12	670306		Screw	76	M3X6L
13	11606551	#148-3~	Static Discharge Plate	2	
14	640408	#148-3~	Screw	6	M4X8L

Figure 18-3 Lamination Section-Vacuum Header, Upper

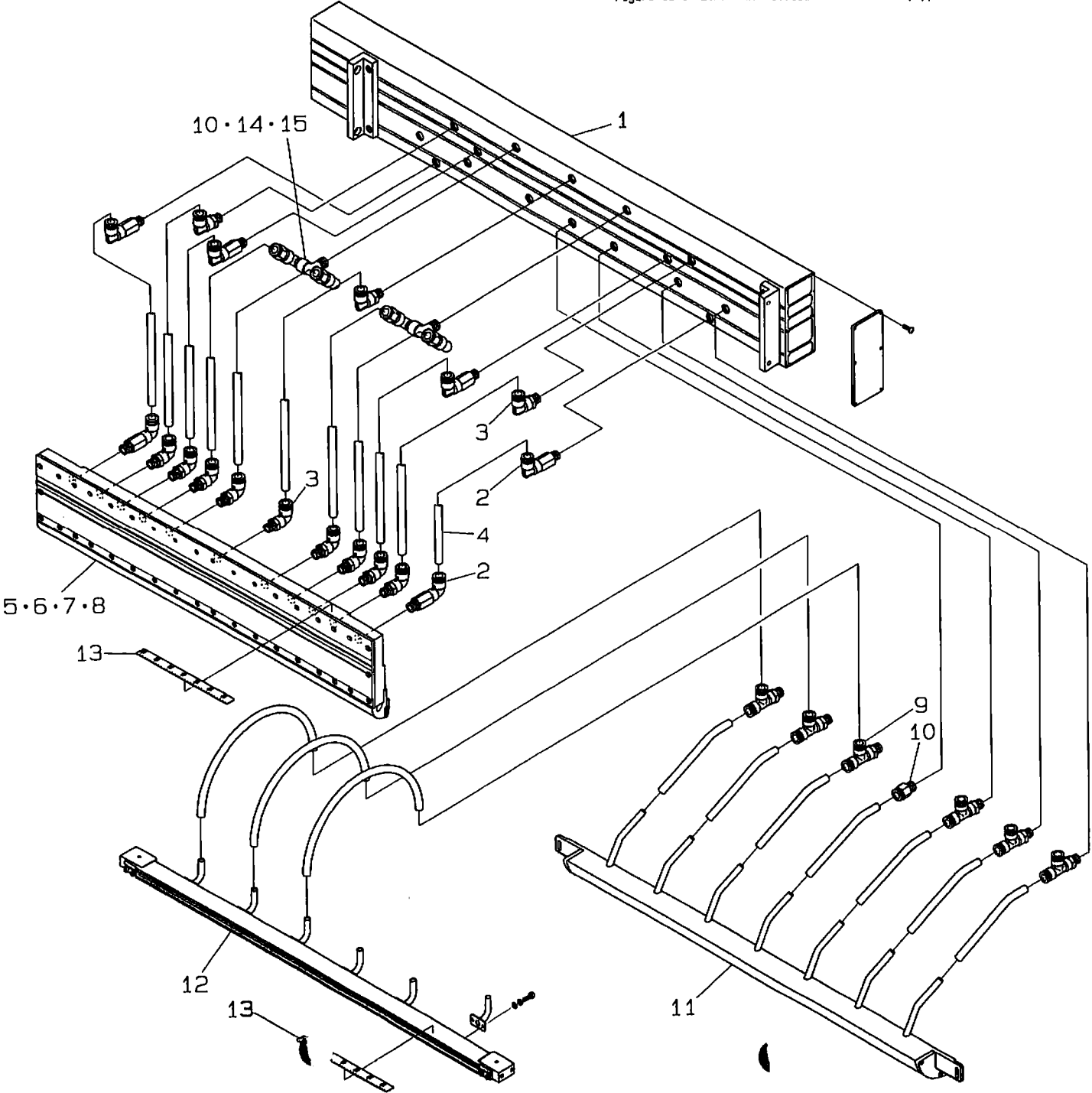


Table 18-3 Lamination Section-Vacuum Header, Upper MACH610i

Item	P/N	S/N	Name	QTY	Remark
1	11608001		Header (U)	1	Assy
2	025003		Quick Coupling	6	TLL10-02
3	025002		Quick Coupling	12	TL10-02
4	024005		Urethane Tube	24	
5	11606201		Perforated Plate	1	
6	11606101		P. B. Suction Plate	1	
7	11606001		P. B. Block Tip	1	
8	11606003		Retaining Plate	1	
9	025004		Quick Coupling	6	TB10-02
10	025001		Quick Coupling	5	TS10-02
11	11606451	#145~	Film Guide (U)	1	Assy
12	11606306		Cutter Backup (U)	1	Assy
13	11604301		Scale	2	
14	025014		Elbow	4	
15	025039		Tee	2	

Figure 19-2 Lamination Section-Vacuum Header, Lower

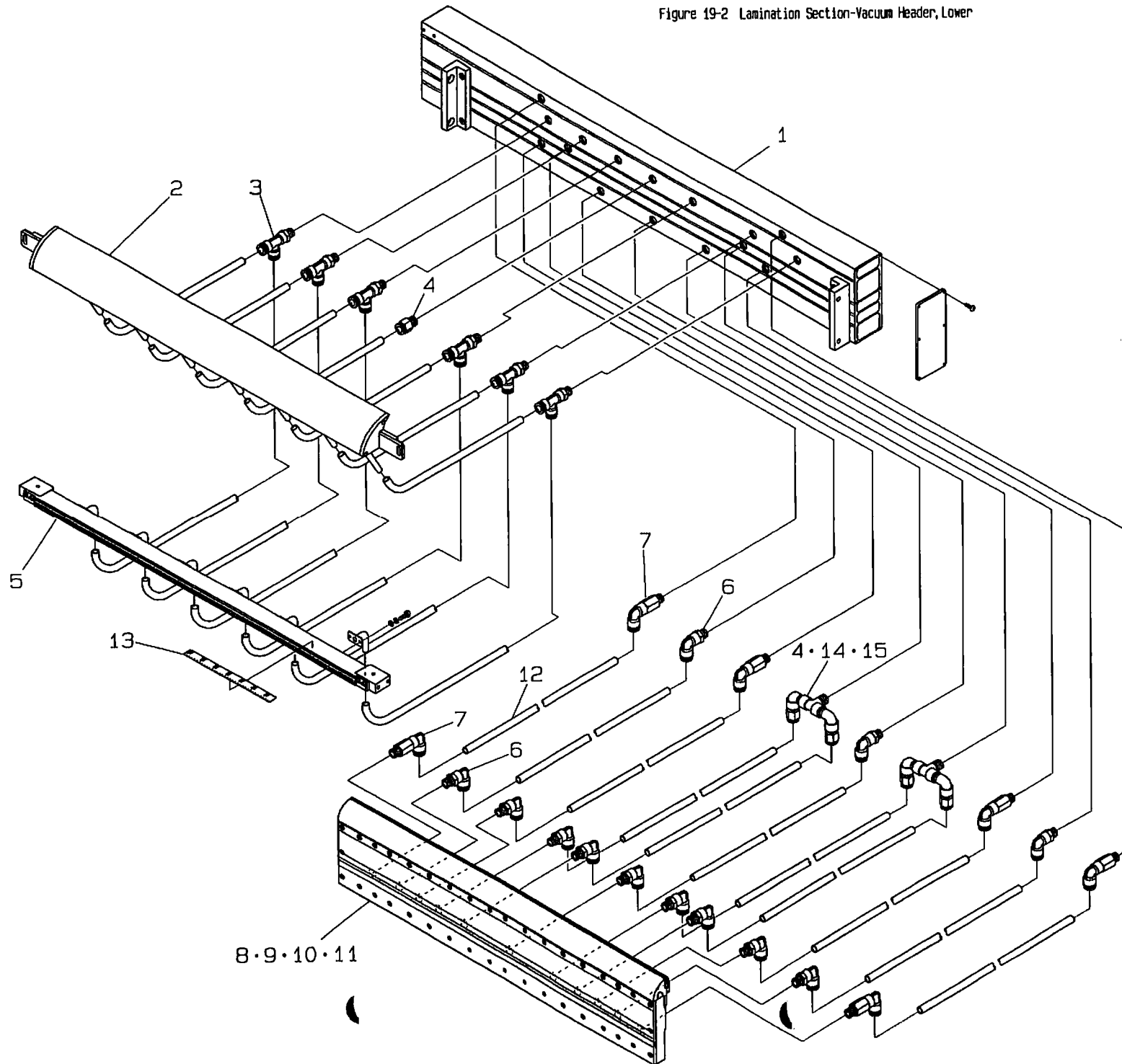


Table 19-2 Lamination Section-Vacuum Header, Lower MACH610i

Item	P/N	S/N	Name	QTY	Remark
1	11608002		Header (L)	1	Assy
2	11606401		Film Guide (L)	1	Assy
3	025004		Quick Coupling	6	TB10-02
4	025001		Quick Coupling	5	TS10-02
5	11606307		Cutter Backup (L)	1	Assy
6	025002		Quick Coupling	12	TL10-02
7	025003		Quick Coupling	6	TLL10-02
8	11606201		Perforated Plate	1	
9	11606101		P. B. Suction Plate	1	
10	11606001		P. B. Block Tip	1	
11	11606003		Retaining Plate	1	
12	024005		Urethane Tube	24	
13	11604301		Scale	1	
14	025014		Elbow	4	
15	025039		Tee	2	

Figure 20-2 Lamination Section-Intermediate Vacuum Manifold

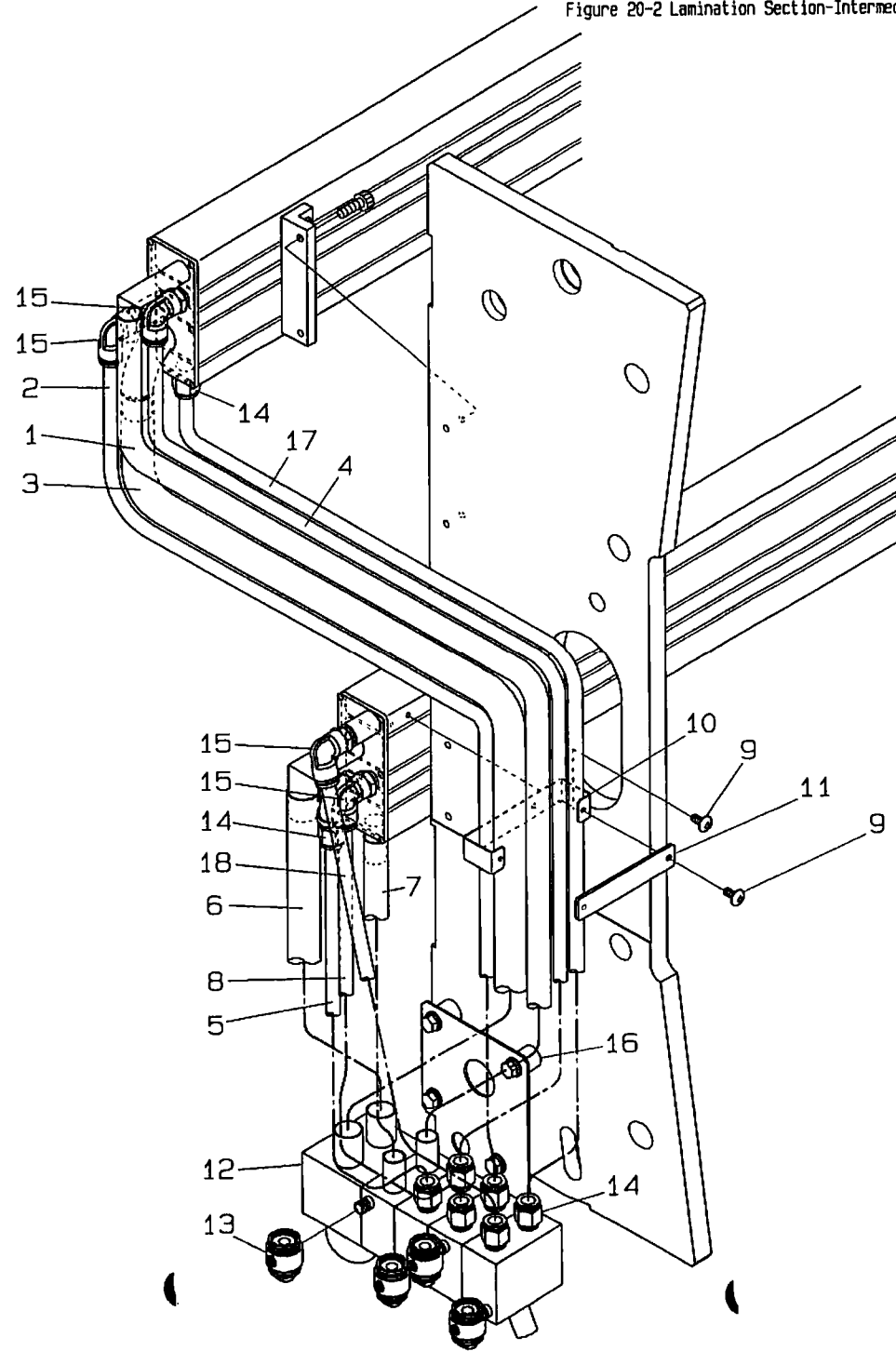


Table 20-2 Lamination Section-Intermediate Vacuum Manifold MACH610i

Item	P/N	S/N	Name	QTY	Remark
1	141013		Hose	1	OD19
2	124001		Hose	1	OD12
3	141011		Hose	1	OD25
4	124002		Hose	1	OD12
5	124003		Hose	1	OD12
6	141012		Hose	1	OD25
7	141014		Hose	1	OD19
8	124004		Hose	1	OD12
9	640408		Screw	4	M4X8L
10	11608106		Hose Retainer	1	
11	11608107		Hose Retainer	1	
12	11608172		Intermediate Header	1	
13	022011		Air Operation Valve	4	
14	025005		Quick Coupling	8	TS12-03
15	025006		Quick Coupling	4	TL12-03
16	11608105		Spacer	4	
17	124005		Hose	1	OD12
18	124006		Hose	1	OD12

Figure 21-4 Lamination Section-Vacuum Pump, Turbo Blower

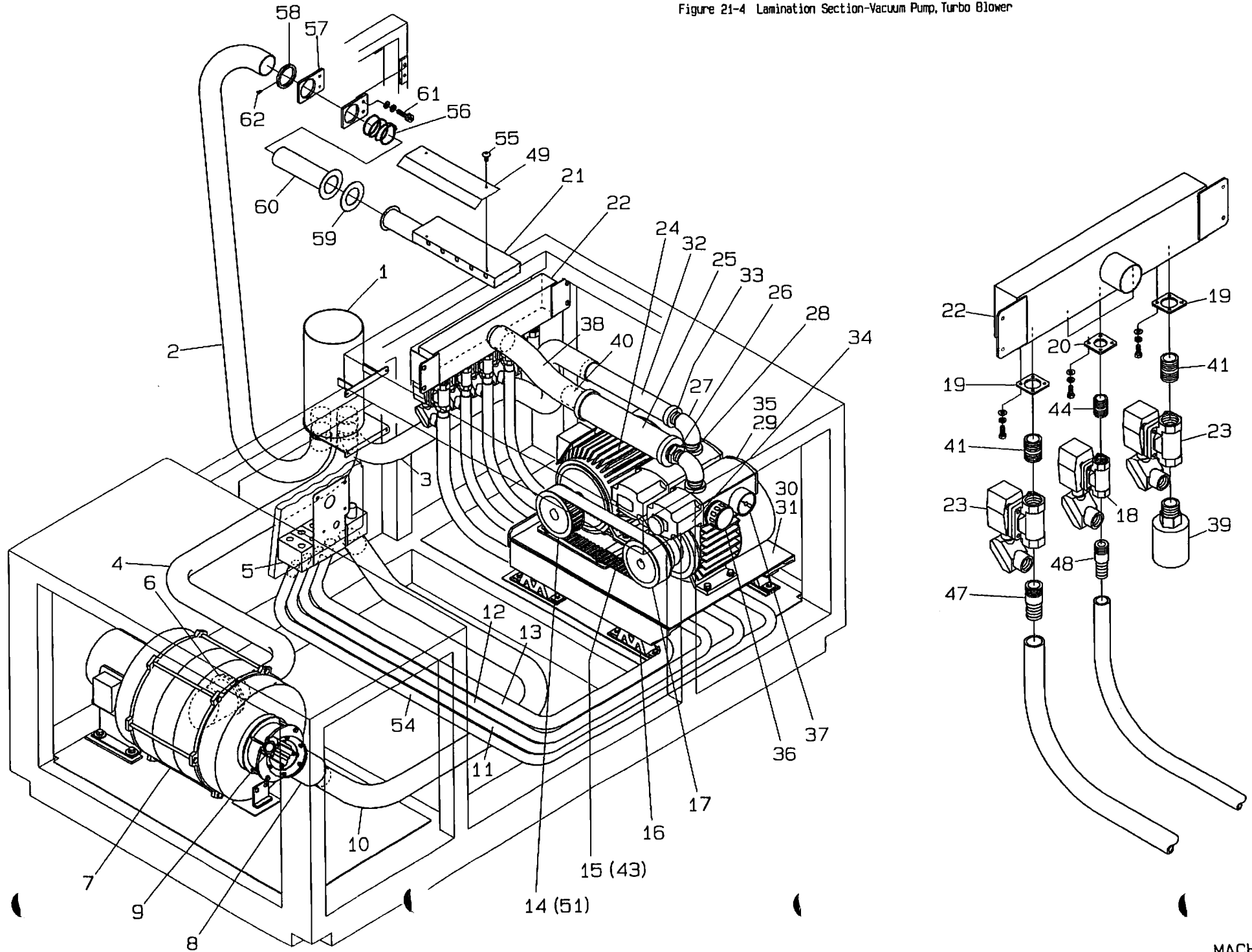


Table 21-4 Lamination Section-Vacuum Pump, Turbo Blower MACH6101

Item	P/N	S/N	Name	QTY	Remark
1	11608851		Exhaust Duct	1	
2	141002		Hose	1	
3	041001		Hose	1	
4	041003		Hose	1	
5	11608123		Intermediate Header	1	
6	11508403		Adapter	1	
7	037001		Turbo Blower	1	U-75-5
8	11626401		Air Operation Valve	1	Assy
9	021013		Cylinder	1	Ø32X40ST
10	041064		Hose	1	OD50
11	141019		Hose	1	OD19
12	141020		Hose	1	OD19
13	141018		Hose	1	OD25
14	11508305		Timing Pulley	1	30H-150 (60Hz)
15	018016		Timing Belt	1	375-H-150 (60Hz)
16	049002		Rubber	4	
17	11508304		Timing Pulley	1	30H-150
18	022005		Solenoid Valve	3	15A, AC100V
19	11608513		Retaining Plate	2	20A
20	11608514		Retaining Plate	3	15A
21	11608451		Hood	1	
22	11608512		Vacuum Pump Header	1	
23	022004		Solenoid Valve	2	20A, AC100V
24	014001		Motor	1	2.2KWX6P
25	020013		Silencer	1	VFY024B
26	025023		Bushing	1	1, 1/2Bx1B
27	025024		Elbow	2	1B
28	025026		Nipple	1	1B
29	038001		Vacuum Pump	1	
30	11508301		Vacuum Pump Frame	1	
31	11508302		Motor Base	1	
32	020014		Silencer	1	VFY021B
33	025026		Nipple	3	1B
34	038002		Vacuum Pump Intake Filter	1	
35	038003		Vacuum Pump Impeller Carbon Blade	6	
36	038004		Vacuum Controller	1	
37	038005		Vacuum Gauge	1	
38	141015		Hose	1	OD50
39	020012		Silencer	1	SLW-20A
40	025022		Half Nipple	1	1, 1/2B
41	025027		Nipple	2	3/4B
43	018014		Timing Belt	1	390-H-150 (50Hz)
44	025030		Nipple	3	1/2B
47	11508503		Hose Nipple	1	3/4B
48	11508504		Hose Nipple	3	1/2B
49	11608406		Hood Plate	1	
51	11508306		Timing Pulley	1	36H-150 (50Hz)
54	141017		Hose	1	OD19
55	640406		Screw	4	M4X6L
56	11608457		Spring	1	
57	11608453		Bracket	2	
58	11608454		Stopper	1	
59	11608456		Seal	1	
60	11608455		Hose Nipple	1	
61	810615		Ball	4	M6X15L
62	680305		Set Screw	2	M3X5L

Figure 28-2 Rear Conveyor-Drive System

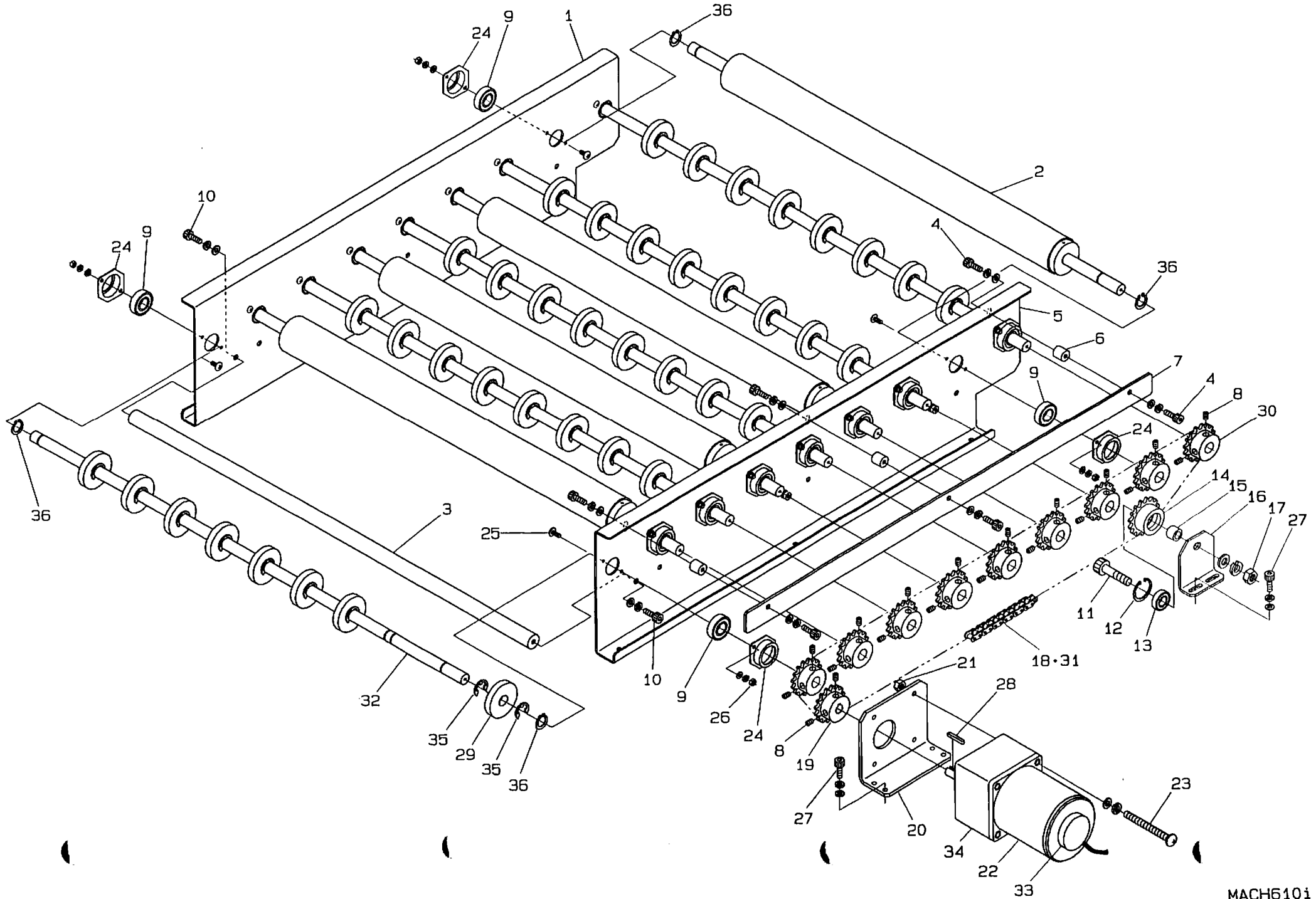


Table 28-2 Rear Conveyor-Drive System

MACH610i

Item	P/N	S/N	Name	QTY	Remark
1	11612001		Conveyor Frame (F)	1	
2	11651853		Conveyor Roll	4	
3	11612206		Tie Rod	3	
4	610510		Screw	6	M5X10L
5	11612101		Conveyor Frame (R)	1	
6	11512204		Spacer	3	
7	11512205		Chain Guide	1	
8	680506		Set Screw	20	M5X6L
9	045002		Bearing	18	6002ZZ
10	610612		Bolt	6	M6X12L
11	811045		Bolt	1	M10X45L
12	600430		C Ring	1	
13	045012		Bearing	1	6200ZZ
14	11510804		Sprocket	1	RS35-16T
15	11510807		Collar	1	
16	11511509		Bracket	1	
17	700110		Nut	1	M10
18	044014		Joint Link	1	RS35NP
19	11510802		Sprocket	1	RS35-16T
20	11611801		Motor Bracket	1	
21	700106		Nut	4	M6
22	013102	#150~	Motor	1	
23	760680		Bolt	4	M6X80L
24	11510501		Bearing Housing	18	
25	640410		Screw	36	M4X10L
26	600104		Nut	36	M4
27	610515		Screw	6	M5X15L
28	043044		Key	1	4X4X25L
29	11611217		Urethane Wheel	40	φ50Xφ14.7X9t
30	11510806		Sprocket	9	RS35-16T
31	044042		Chain	1	RS35NP-171Link
32	11612207		Wheel Shaft	5	
33	013006	#150~	Drive Motor Tachometer	1	
34	016010	#150~	Gear Head	1	
35	600512		E Ring	80	
36	600315		C Ring	18	

Figure 30-3 Front Conveyor-Transformer Panel

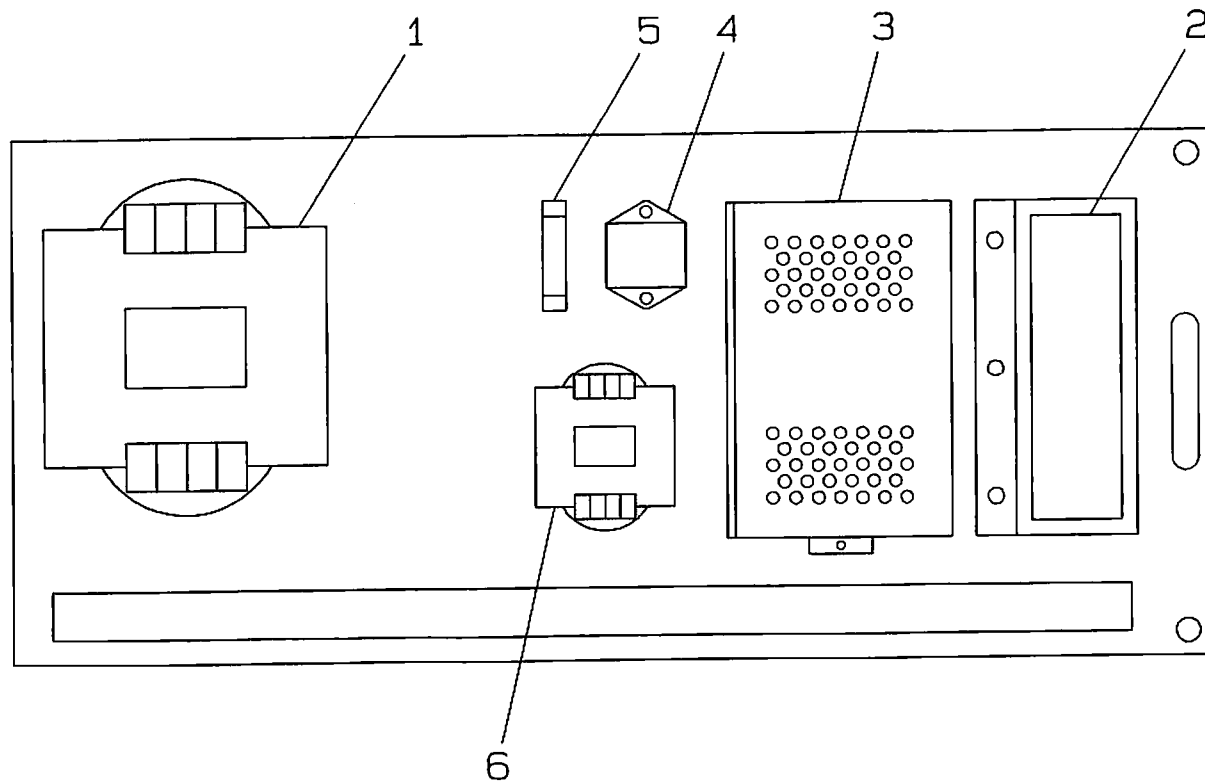


Table 30-3 Front Conveyor-Transformer Panel MACH610i

Item	P/N	S/N	Name	QTY	Remark
1	000075		Transformer	1	Main Supply
2	000072		Power Supply	1	DC24V
3	000068		Cutter Motor Controller	1	
4	000095		Noise Filter	1	
5	000097		Fuse	1	3A
6	000094		Transformer	1	100V/28V

Figure 32-2 Control Panel

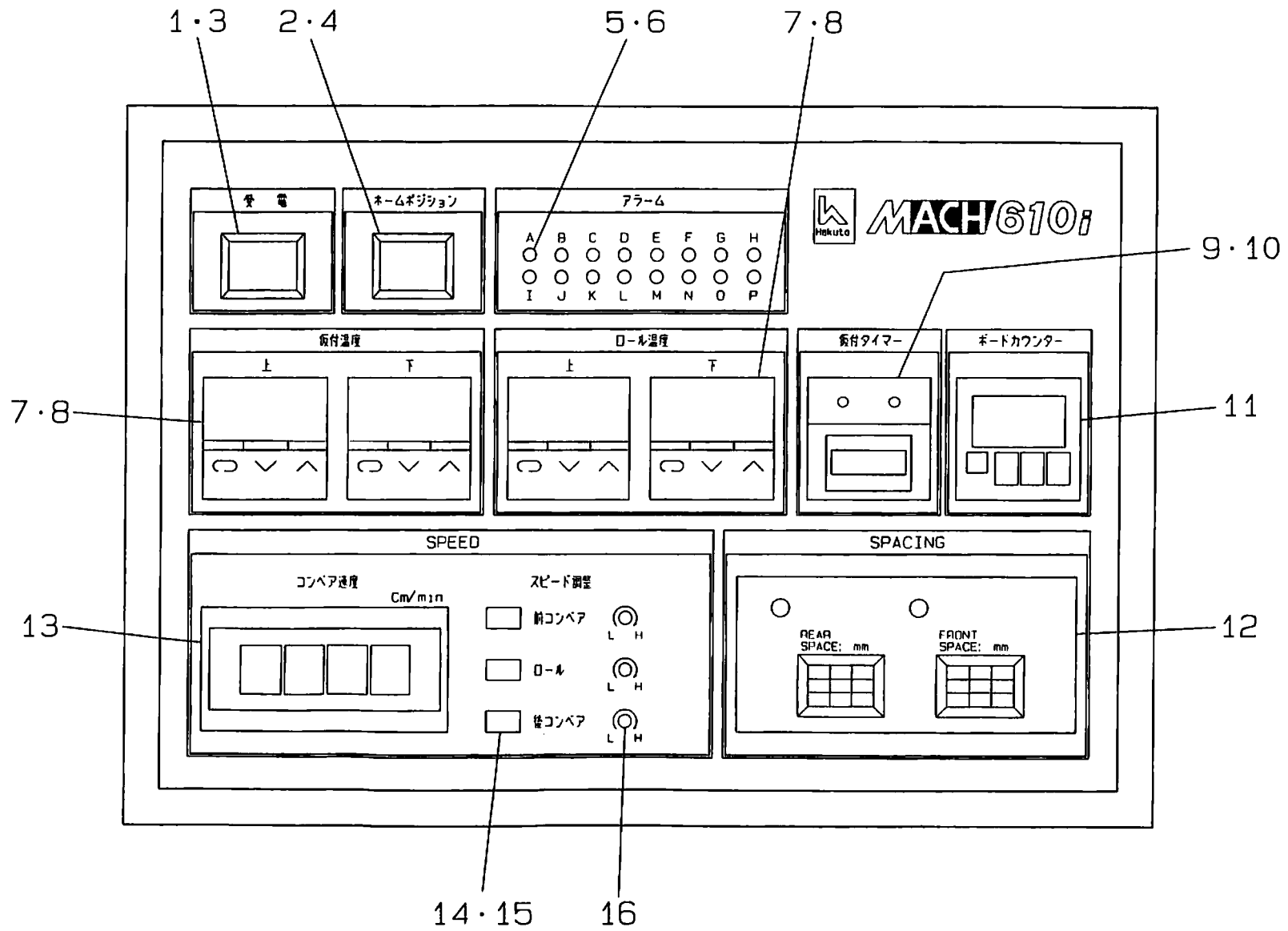


Table 32-2 Control Panel

MACH610i

Item	P/N	S/N	Name	QTY	Remark
1	000208		Indicator	1	
2	000208		Indicator	1	
3	000180		Operator Indicator	1	White
4	000181		Operator Indicator	1	Green
5	000182		LED	16	Red
6	000046		Resistor	16	
7	007005		Temperature Controller	4	
8	000194		Connecting Socket	4	
9	000193		Timer	1	
10	007502		Connecting Socket	1	
11	011006		Counter	1	
12	011008		Counter	1	
13	009006		Digital Meter	1	
14	000185		3 Push Button Switch	1	
15	000186		Button	3	
16	000187		Potentiometer	3	

Figure 33-3 Front Conveyor-Setup Panel

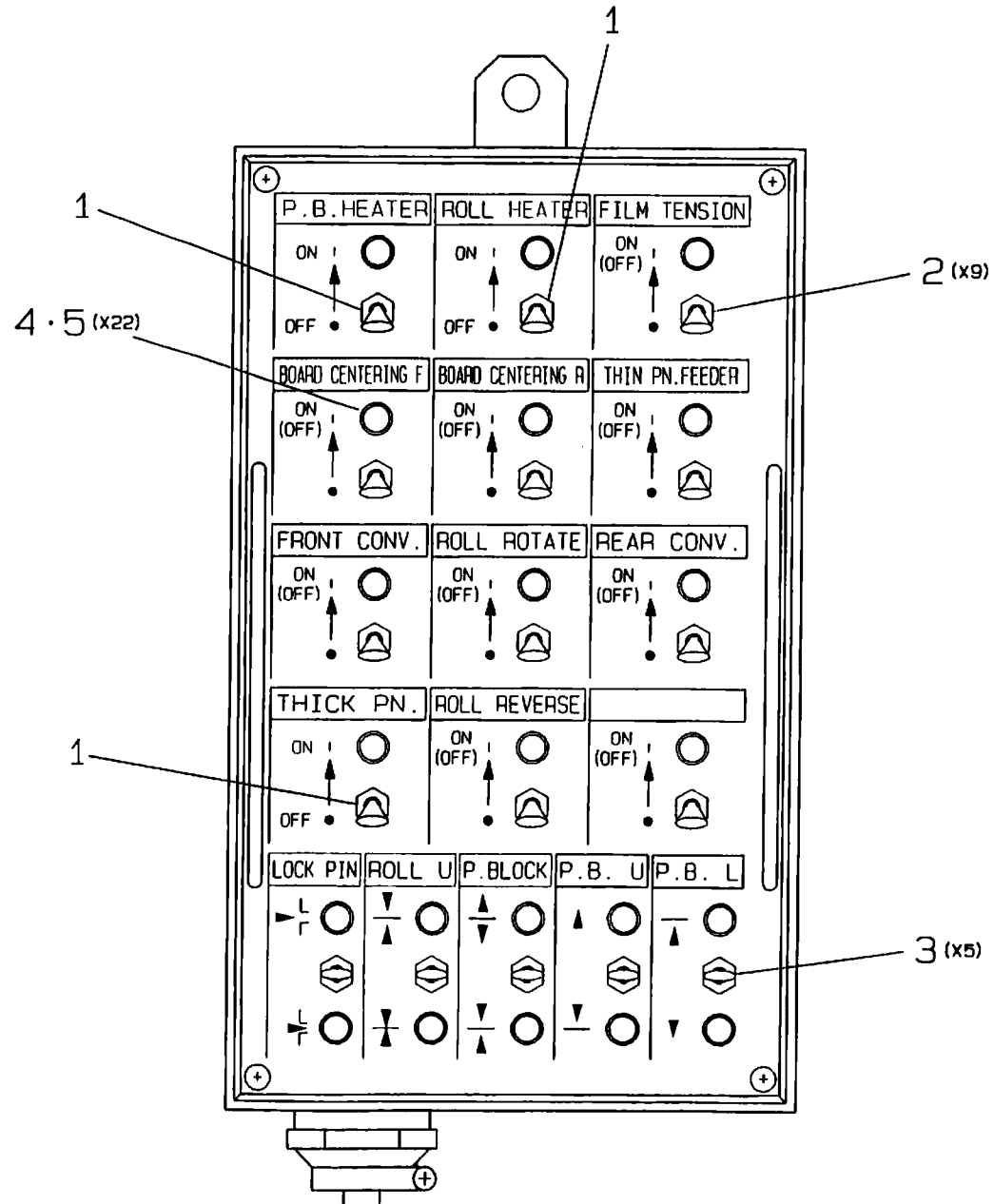


Table 33-3 Front Conveyor-Setup Panel

MACH610i

Item	P/N	S/N	Name	QTY	Remark
1	000051		Snap Switch	3	2 Pos. ON/OFF
2	000052		Snap Switch	9	2 Pos. Return
3	000053		Snap Switch	5	3 Pos. Return
4	000063		LED (Green)	22	
5	000046		Resistor	22	

Figure 34-3 Front Conveyor-Operation Panel

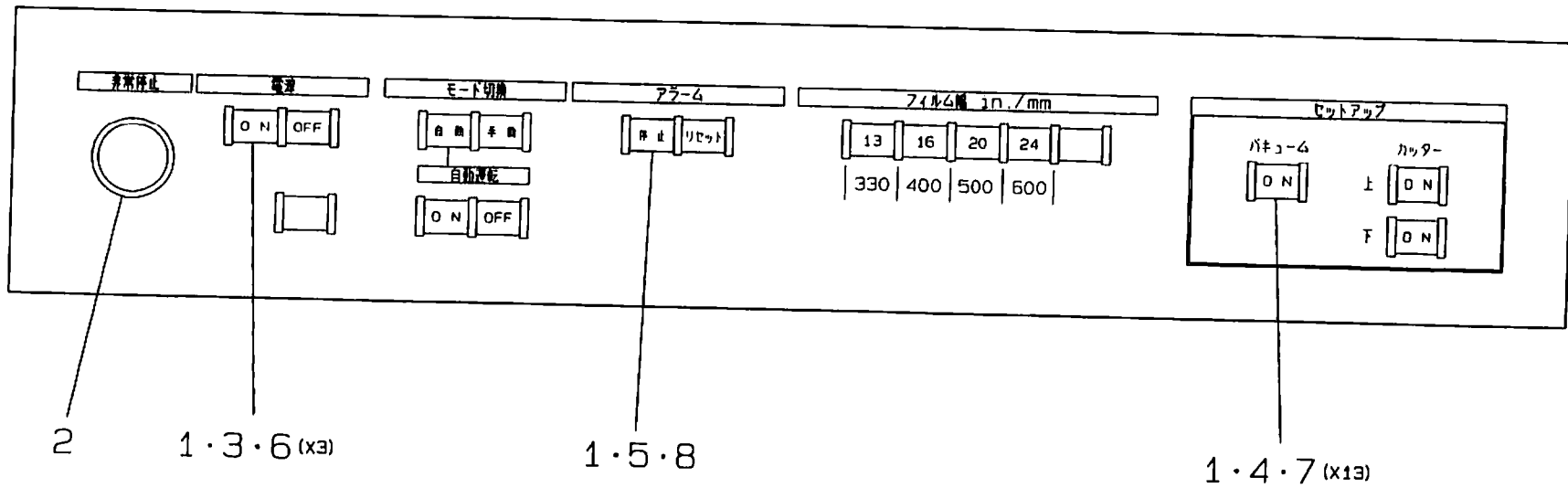


Table 34-3 Front Conveyor-Operation Panel

MACH610i

Item	P/N	S/N	Name	QTY	Remark
1	000055		Switch	17	
2	000045		Switch	1	Red
3	000057		Operator Indicator	3	Green
4	000059		Operator Indicator	13	Yellow
5	000058		Operator Indicator	1	Red
6	000060		LED (Green)	6	
7	000062		LED (Yellow)	26	
8	000061		LED (Red)	2	

Figure 35-3 Control .et

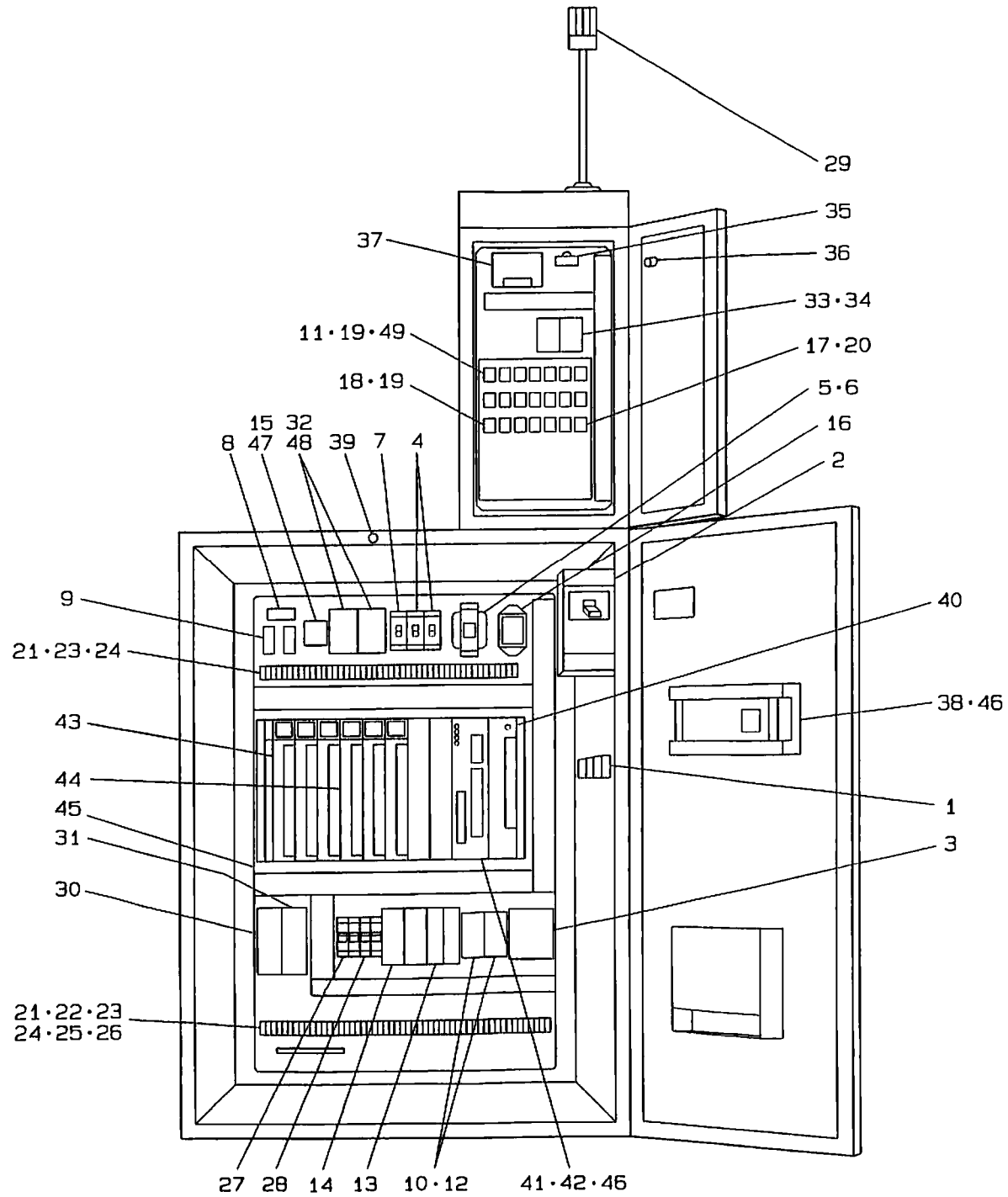


Table 35-3 Control Cabinet

MACH610i

Item	P/N	S/N	Name	QTY	Remark
1	000083		Terminal	4	BN-75
2	000183		Leakage Breaker	1	Main Supply
3	001016		Magnetic Relay	1	Main Supply AC200V
4	000005		Breaker	2	6A
5	000146		Transformer	1	220V/28V
6	018004		Diode Stack	1	
7	000004		Breaker	1	10A
8	000184		Capacitor	1	
9	018013		Capacitor	2	
10	001025		Magnetic Relay	2	AC100V
11	001017		Relay	7	DC24V 4C
12	001029		Relay Sub Contact	2	
13	001023		Solid State Relay	2	10A
14	001024		Solid State Relay	2	20A
15	018032		Motor Controller	1	DV-1134
16	000088		Noise Filter	1	
17	001125		Relay	13	DC24V 2C
18	001022		Relay	1	AC100V 4C
19	001019		Socket	8	
20	001028		Socket	13	
21	000188		Terminal		261-341
22	000087		Terminal		261-311
23	000085		Terminal		260-341
24	000084		Terminal		260-311
25	000086		Terminal		262-341
26	000189		Terminal		260-316
27	000190		Circuit Protector	2	10A
28	000191		Circuit Protector	2	7A
29	000192		Signal Tower	1	Red
30	001026		Magnetic Relay	1	4~6A AC100V
31	001027		Magnetic Relay	1	9~13A AC100V
32	018006		Motor Controller	2	SS31
33	011004		Counter	2	
34	011502		Connecting Socket	2	
35	000195		Resistor	1	
36	000218		Buzzer	1	DC24V
37	000404		F/V Converter	1	
38	002030		Sequencer CPU	1	C28H
39	000099		Door Switch	1	D2D-2000
40	002115		Sequencer Power Source	1	C500
41	002121		Sequencer CPU	1	C500
42	002031		Sequencer RAM	1	C500
43	002118		Sequencer Input	3	C500
44	002126		Sequencer Output	3	C500
45	002112		Sequencer Base	1	C500
46	002032		Sequencer Battery	2	C500/C28H
47	018034		Connecting Socket	1	
48	018008		Connecting Socket	2	
49	018033		Noise Filter	1	

Figure 35-3 Control et

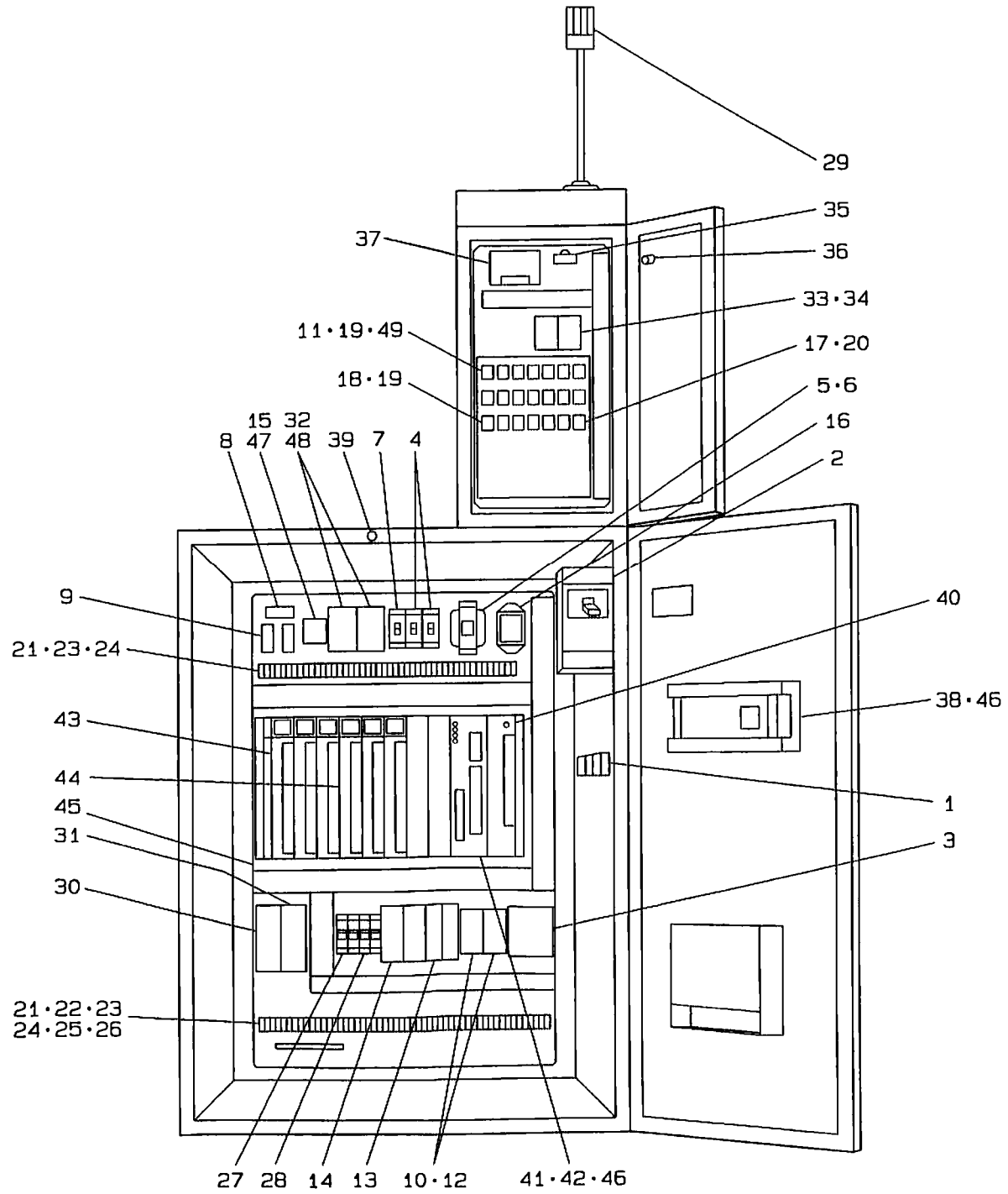


Table 35-3 Control Cabinet

MACH610i

Item	P/N	S/N	Name	QTY	Remark
1	000083		Terminal	4	BN-75
2	000183		Leakage Breaker	1	Main Supply
3	001016		Magnetic Relay	1	Main Supply AC200V
4	000005		Breaker	2	5A
5	000081		Transformer	1	220V/28V
6	018004		Diode Stack	1	
7	000004		Breaker	1	10A
8	000184		Capacitor	1	
9	018013		Capacitor	2	
10	001025		Magnetic Relay	2	AC100V
11	001017		Relay	7	DC24V 4C'
12	001029		Relay Sub Contact	2	
13	001023		Solid State Relay	2	10A
14	001024		Solid State Relay	2	20A
15	018032		Motor Controller	1	DV-1134
16	000088		Noise Filter	1	
17	001125		Relay	13	DC24V 2C
18	001022		Relay	1	AC100V 4C
19	001019		Socket	8	
20	001028		Socket	13	
21	000188		Terminal		261-341
22	000087		Terminal		261-311
23	000085		Terminal		260-341
24	000084		Terminal		260-311
25	000086		Terminal		262-341
26	000189		Terminal		260-316
27	000190		Circuit Protector	2	10A
28	000191		Circuit Protector	2	7A
29	000192		Signal Tower	1	Red
30	001026		Magnetic Relay	1	4~6A AC100V
31	001027		Magnetic Relay	1	9~13A AC100V
32	018006		Motor Controller	2	SS31
33	011004		Counter	2	
34	011502		Connecting Socket	2	
35	000195		Resistor	1	
36	000218		Buzzer	1	DC24V
37	000090		F/V Converter	1	
38	002030		Sequencer CPU	1	C28H
39	000099		Door Switch	1	D2D-2000
40	002115		Sequencer Power Source	1	C500
41	002121		Sequencer CPU	1	C500
42	002031		Sequencer RAM	1	C500
43	002118		Sequencer Input	3	C500
44	002126		Sequencer Output	3	C500
45	002112		Sequencer Base	1	C500
46	002032		Sequencer Battery	2	C500/C28H
47	018034		Connecting Socket	1	
48	018008		Connecting Socket	2	
49	018033		Noise Filter	1	

Figure 36-2 Lamination Section-Static Eliminator

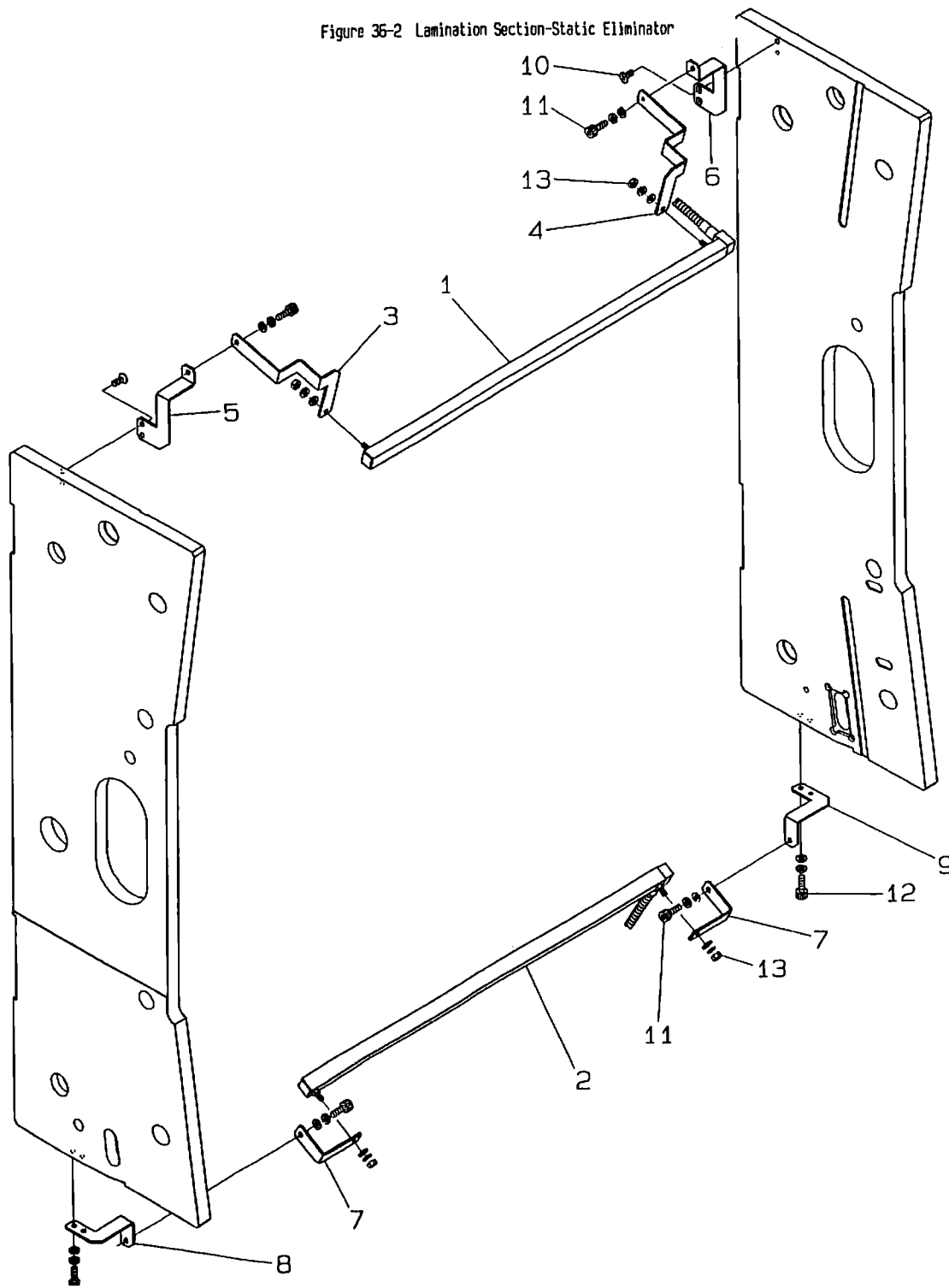


Table 36-2 Lamination Section-Static Eliminator MACH610i

Item	P/N	S/N	Name	QTY	Remark
1	100066		Film Static Bar (U)	1	
2	100067		Film Static Bar (L)	1	
3	11617954		Static Bar Bracket (U1)	1	
4	11617953		Static Bar Bracket (U2)	1	
5	11617952		Bracket	1	
6	11617951		Bracket	1	
7	11617957		Static Bar Bracket (L)	2	
8	11617955		Bracket	1	
9	11617959		Bracket	1	
10	650508		Screw	4	M5X8L
11	610510		Screw	4	M5X10L
12	610512		Screw	4	M5X12L
13	700105		Nut	4	M5

Figure 46-3 Front (or-Drive System(1)

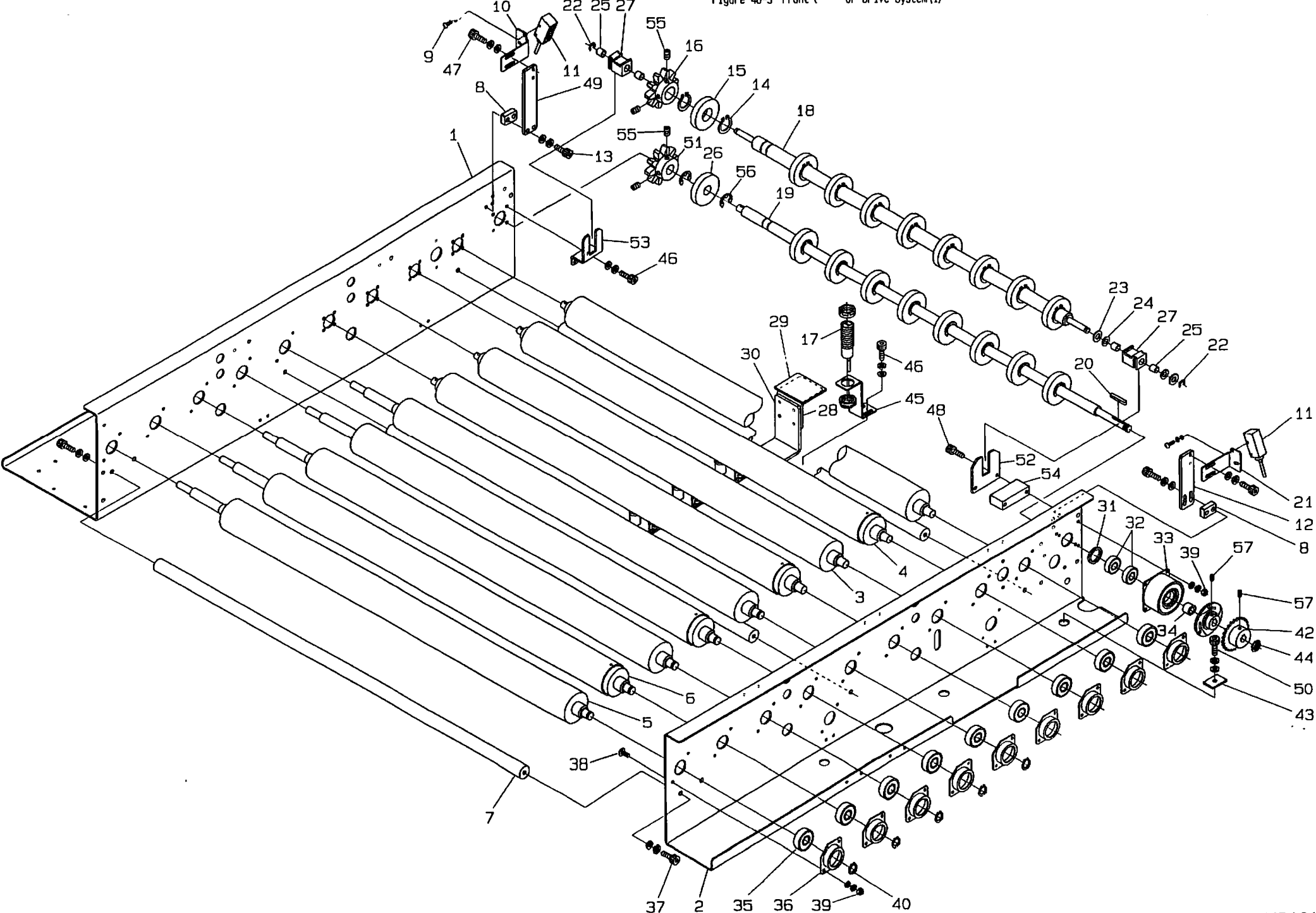


Table 46-3 Front Conveyor-Drive System (1)

MACH610i

Item	P/N	S/N	Name	QTY	Remark
1	11660371	#146~	Conveyor Frame (R)	1	
2	11660271	#148-3~	Conveyor Frame (F)	1	
3	11651752		Conveyor Roll	2	
4	11651852		Conveyor Roll	2	
5	11651751		Conveyor Roll	3	
6	11651851		Conveyor Roll	2	
7	11652405		Tie Rod	3	
8	11516103		Spacer	2	
9	660320		Screw	4	M3X20L
10	11550904		Sensor Bracket (R)	1	
11	003005		Beam Sensor	1	E3S-2E41
12	11516102		Stand Plate (F)	1	
13	620520		Screw	4	M5X20L
14	600320		C Ring	18	
15	11611216		Urethane Wheel (U)	9	$\phi 50 \times \phi 19.7 \times 9t$
16	11650764		Spur Gear (U)	1	Md5X10T
17	003008	#155-3~	Beam Sensor	4	E3F2-DS10C4
18	11610651		Wheel Shaft (U)	1	
19	11650771	#146~	Wheel Shaft (L)	1	
20	11550711		Key	1	4X4X25L
21	11550901		Sensor Bracket (F)	1	
22	600505		E Ring	2	
23	600208		Washer	2	M8
24	044038		Thrust Washer	2	R-TW0815
25	044037		M Liner Bushing	4	ML0810
26	11611217		Urethane Wheel (L)	9	$\phi 50 \times \phi 14.7 \times 9t$
27	11511403		Slide Housing	2	
28	11516108		Mirror Barcket	1	
29	055001		Mirror	1	
30	11616107		Mirror Barcket	1	
31	11550705		Spacer	1	3L
32	045006		Bearing	2	6000ZZ
33	018022		Brake	1	MBO-50B
34	11550706		Spacer	1	11.7L
35	045019		Bearing	9	6201ZZ
36	11617001		Bearing Housing	9	
37	610612		Bolt	6	M6X12L
38	640410		Screw	18	M4X10L
39	600104		Nut	21	M4
40	600312		C Ring	5	
42	11550607		Sprocket	1	RS25-25T
43	11560202		Square Washer	8	
44	049020		U Nut	1	AN00
45	11651151		Sensor Bracket	4	
46	610515		Screw	10	M4X15L
47	610408		Screw	4	M4X8L
48	610440		Screw	2	M4X40L
49	11650961		Stand Plate (R)	1	
50	610515		Screw	8	M5X15L
51	11650765		Spur Gear (L)	1	Md5X10T
52	11610653		Silde Housing Bracket (F)	1	
53	11610654		Silde Housing Bracket (R)	1	
54	11610655		Spacer	1	
55	680606		Set Screw	4	M6X6L
56	600512		E Ring	18	
57	880406		Set Screw	3	M4X6L

Figure 47-2 Front ()or-Drive System(2)

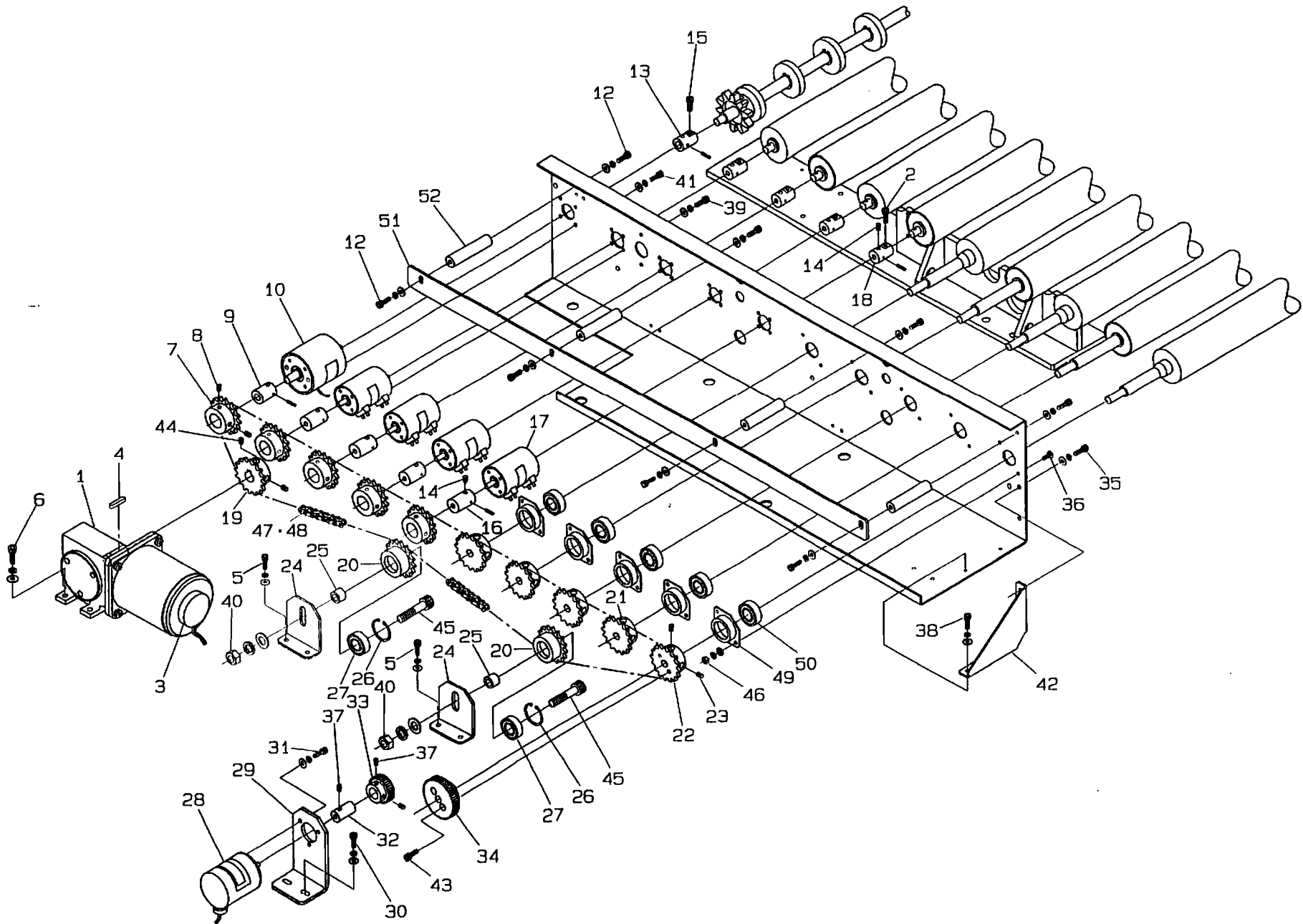


Table 47-2 Front Conveyor-Drive System (2)

MACH610i

Item	P/N	S/N	Name	QTY	Remark
1	013005		Motor	1	
2	610410		Screw	4	M4X10L
3	013006		Drive Motor Tachometer	1	
4	044072		Motor Key	1	5X5X25L
5	610515		Screw	4	M5X15L
6	610615		Bolt	4	M6X15L
7	11550007		Sprocket	5	RS35-16T
8	880506		Set Screw	10	M5X6L
9	11550004		Clutch Hub	1	
10	018021		Clutch	1	MC50B
12	610510		Screw	8	M5X10L
13	11550030		Clutch Coupling	1	
14	880506		Set Screw	8	M5X6L
15	810410		Screw	5	M4X10L
16	11550001		Clutch & Brake Hub	4	
17	018015		Clutch & Brake	4	MCMB-40B
18	11550002		Clutch & Brake Coupling	4	
19	11610852		Sprocket	1	RS35-16T
20	11510804		Sprocket	2	RS35-16T
21	11510801		Sprocket	4	RS35-16T
22	11511001		Sprocket	1	RS35-16T
23	880506		Set Screw	10	M5X6L
24	11652310		Tension Bracket	2	
25	11510807		Collar	2	
26	600430		C Ring	2	
27	045012		Bearing	2	6200ZZ
28	006023		Rotary Encoder	1	DC24V
29	11610910		Encoder Bracket	1	
30	610512		Screw	2	M5X12L
31	610410		Screw	3	M4X10L
32	11610922		Spur Gear Hub	1	
33	11610923		Spur Gear	1	Md1X35T
34	11610924		Spur Gear	1	Md1X55T
35	610408		Screw	2	M4X8L
36	640410		Screw	10	M4X10L
37	680505		Set Screw	3	M5X5L
38	610408		Screw	2	M4X8L
39	610408		Screw	16	M4X8L
40	700110		Nut	2	M10
41	610415		Screw	4	M4X15L
42	11610911		Rib	1	
43	610515		Screw	2	M5X15L
44	880506		Set Screw	2	M5X6L
45	811045		Bolt	2	M10X45L
46	600104		Nut	10	M4
47	044045		Chain	1	RS35NP-183Link
48	044014		Joint Link	1	RS35NP
49	11617001		Bearing Housing	5	
50	045002		Bearing	5	6002ZZ
51	11652421		Chain Guide	1	
52	11652473	#146~	Support	4	

Figure 48-2 Front () or-Thin Panel Feeder (1)

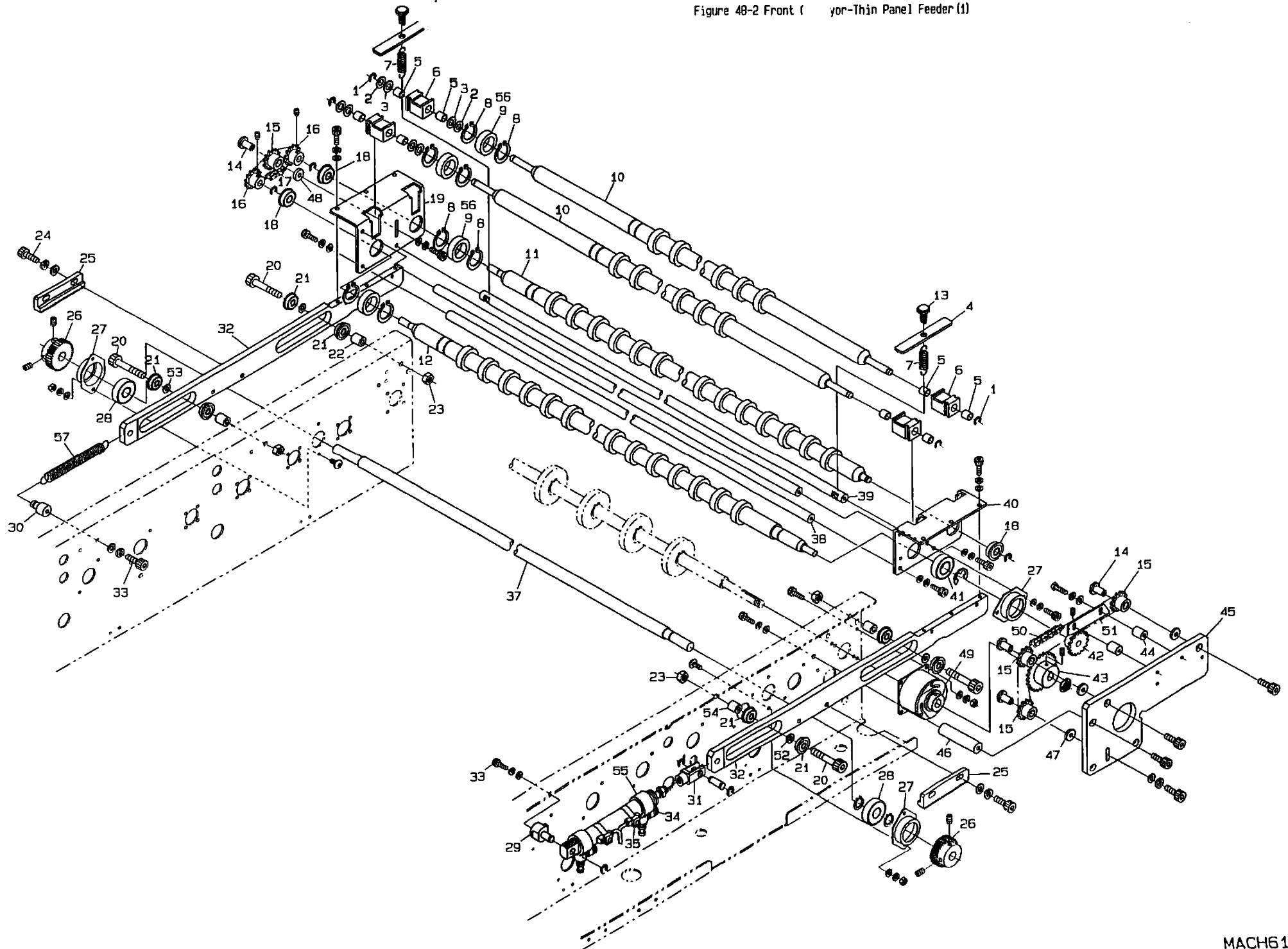


Table 48-2 Front Conveyor-Thin Panel Feeder (1) MACH610i

Item	P/N	S/N	Name	QTY	Remark
1	600505		E Ring	4	
2	600208		Washer	4	M8
3	044038		Thrust Washer	4	R-TW0815
4	11550406		Retaining Plate	2	
5	044037		M Liner Bushing	8	R-ML0810
6	11511403		Slide Housing	4	
7	044049		Tension Spring	2	H10-02
8	600320		C Ring	104	
9	11611214		Urethane Wheel	42	φ30Xφ19.7X9t
10	11650811		Shaft (U)	2	
11	11650813		Shaft (L-2)	1	
12	11650812		Shaft (L-1)	1	
13	11511404		Spring Hook	2	
14	11550603		Pin	4	
15	11550606		Sprocket	4	RS25-12T
16	11550608		Sprocket	2	RS25-12T
17	044051		Chain	1	RS25NP-31Link
18	045016		Bearing	3	RF-2280ZZ
19	11550402		Guide Plate (R)	1	
20	610635		Bolt	4	M6X35L
21	045020		Bearing	8	RF-1960ZZ
22	11550502		Collar	2	13.4L
23	049021		U Nut	4	M6
24	810515		Screw	4	M5X15L
25	11650577	#146~	Rack	2	Md1
26	11650578	#146~	Pinion	2	Md1X38T
27	11517001		Bearing Housing	3	
28	045019		Bearing	2	6201ZZ
29	11550506		Cylinder Pin	1	
30	11650571	#146~	Spring Hook	1	
31	049022		Knuckle	1	
32	11550501		Slide Plate	2	
33	610510		Screw	2	M5X10L
34	020009		Air Flow Controller	2	
35	006504		Cylinder Auto Switch	2	CS4M
37	11650579	#146~	Shaft	1	
38	11650703		Tie Rod	2	717L
39	11650702		Tie Rod	1	717L
40	11550401		Guide Plate (F)	1	
41	045002		Bearing	1	6002ZZ
42	11550512		Sprocket	1	RS25-15T
43	11550607		Sprocket	1	RS25-25T
44	11550611		Spacer	2	
45	11550601		Side Plate	1	
46	11650602		Tie Rod	3	61.8L
47	11550604		Washer	3	2.8t
48	11550605		Washer	1	3.8t
49	018022		Brake	1	MBO-50B Assy
50	044050		Chain	1	RS25NP-87Link
51	11550610		Chain Guide	1	
52	11550504		Collar	2	2t
53	11550505		Collar	2	0.6t
54	11550503		Collar	2	12.7L
55	021018		Cylinder	1	φ25X50ST with Switch
56	11611213		Conductive Resin Wheel	10	φ30Xφ20.1X9t
57	11650572	#146~	Tension Spring	1	

Figure 49-3 Front
yor-Centering Device

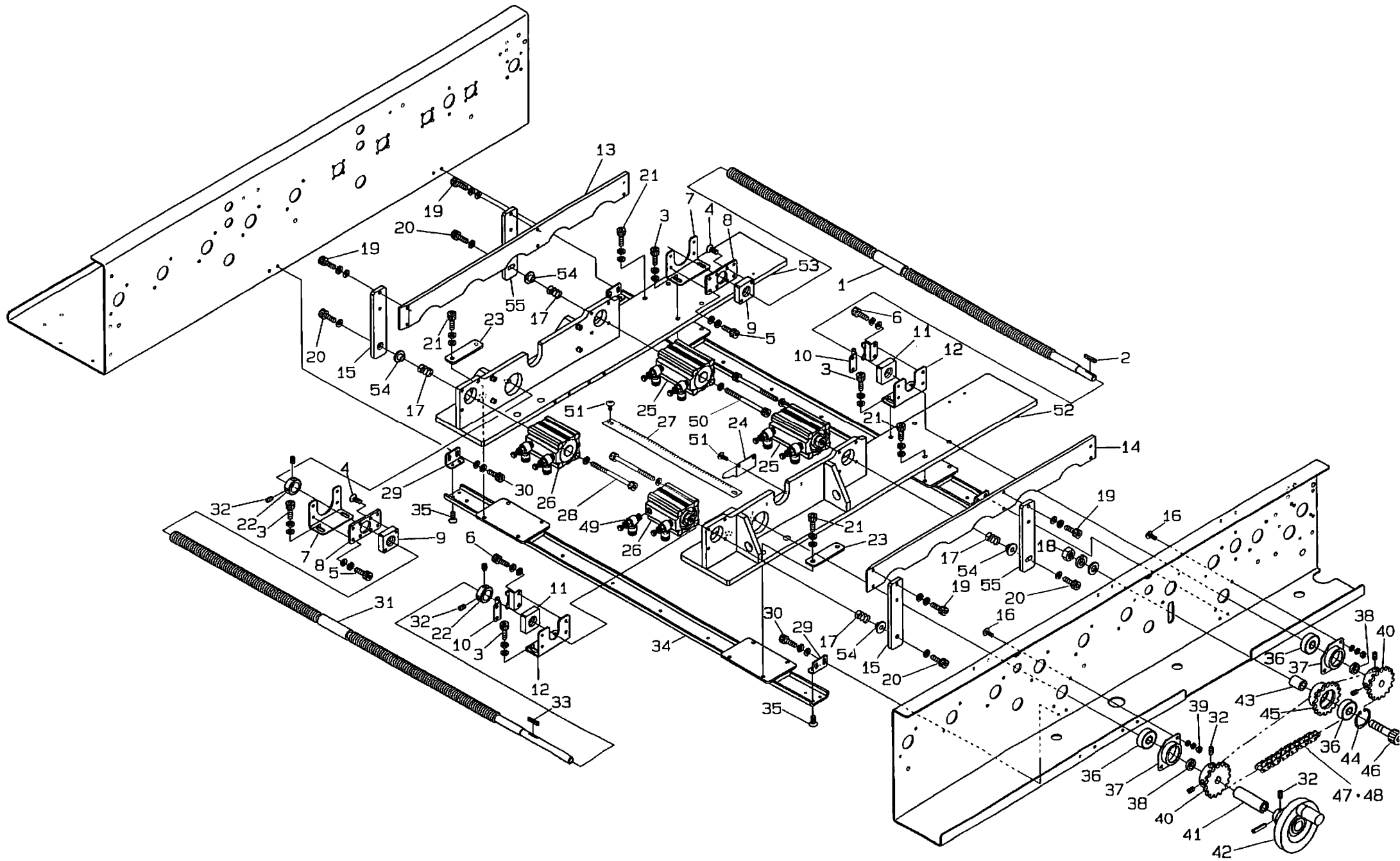


Table 49-3 Front Conveyor-Centering Device

MACH610i

Item	P/N	S/N	Name	QTY	Remark
1	11610702		Turn Buckle Blot	1	
2	11510711		Key	1	3X3X18L
3	610515		Screw	8	M5X15L
4	650410		Screw	4	M4X10L
5	610410		Screw	8	M4X10L
6	650410		Screw	8	M4X10L
7	11552305		Bracket	2	
8	11510708		Bracket	2	
9	11510704		Square Nut (R)	2	
10	11511505		Nut Retainer	4	
11	11510703		Square Nut (L)	2	
12	11552306		Bracket	2	
13	11652352		Guide (R)	1	
14	11652351		Guide (F)	1	
15	11652365	#149~	Support	2	
16	640410		Screw	4	M4X10L
17	11652363	#147~	Spring	4	
18	700110		Nut	1	M10
19	610412		Screw	8	M4X12L
20	610630	#147~	Bolt	4	M6X30L
21	610515		Screw	8	M5X15L
22	11510707		Stopper	2	
23	11552309		Retaining Plate	2	
24	11552407		Arrow Mark	1	
25	021006		Cylinder	2	Board Centering with Switch
26	021007		Cylinder	2	Board Centering
27	11611803		Scale	1	
28	610555		Screw	8	M5X65L
29	11511806		Bracket	4	
30	610410		Screw	8	M4X10L
31	11610751		Turn Buckle Bolt	1	
32	880506		Set Screw	9	M5X6L
33	11510709		Key	1	3X3X18L
34	11611520		Linear Bearing	2	
35	650305		Screw	8	M3X5L
36	045012		Bearing	3	6200ZZ
37	11610501		Bearing Housing	2	
38	11510705		Spacer	2	
39	600104		Nut	4	M4
40	11510803		Sprocket	2	RS35-16T
41	11610756		Spacer	1	
42	11511506		Handle	1	
43	11510812		Collar	1	
44	600430		C Ring	1	
45	11510804		Sprocket	1	RS35-16T
46	811045		Bolt	1	M10X45L
47	044044		Chain	1	RS35NP-85Link
48	044014		Joint Link	1	RS35NP
49	020009		Air Flow Controller	8	
50	610575		Screw	8	M5X75L
51	640408		Screw	4	M4X8L
52	11652252		Inner Frame (F)	1	Assy
53	11652251		Inner Frame (R)	1	Assy
54	11652366	#147~	Plate Spring	4	
55	11652364	#149~	Support	2	

Figure 51 Front Cor Thin Panel Feeder (2)

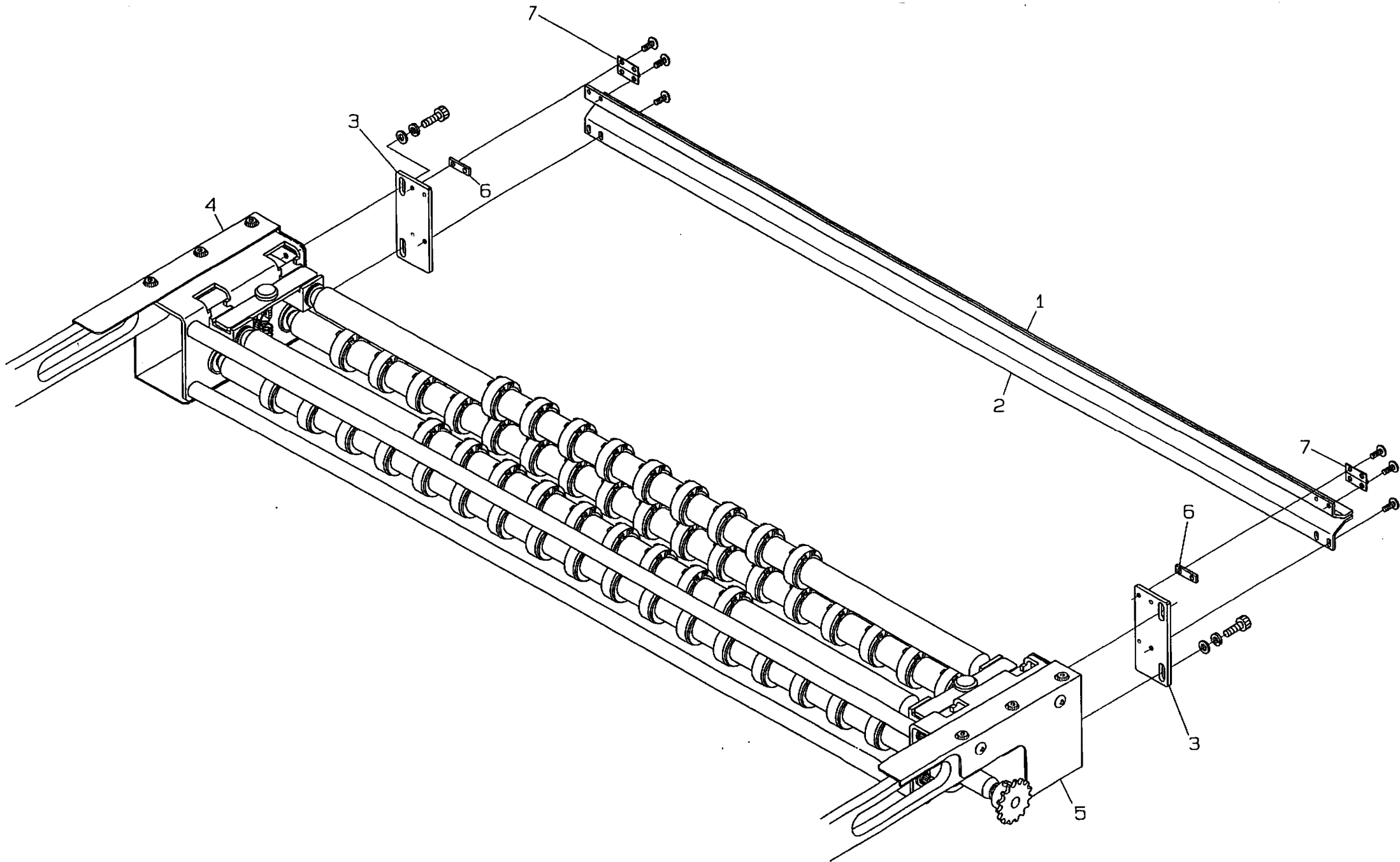


Table 51 Front Conveyor-Thin Panel Feeder (2) MACH610

Item	P/N	S/N	Name	QTY	Remark
1	11616201		Guide Plate (U)	1	
2	11616202		Guide Plate (L)	1	
3	11516205		Base Plate	2	
4	11551202		Cover (R)	1	
5	11551201		Cover (F)	1	
6	11516203		Spacer Plate	2	
7	11516207		Spring Hinge	2	

Figure 52-2 Front () yor-Pneumatic System

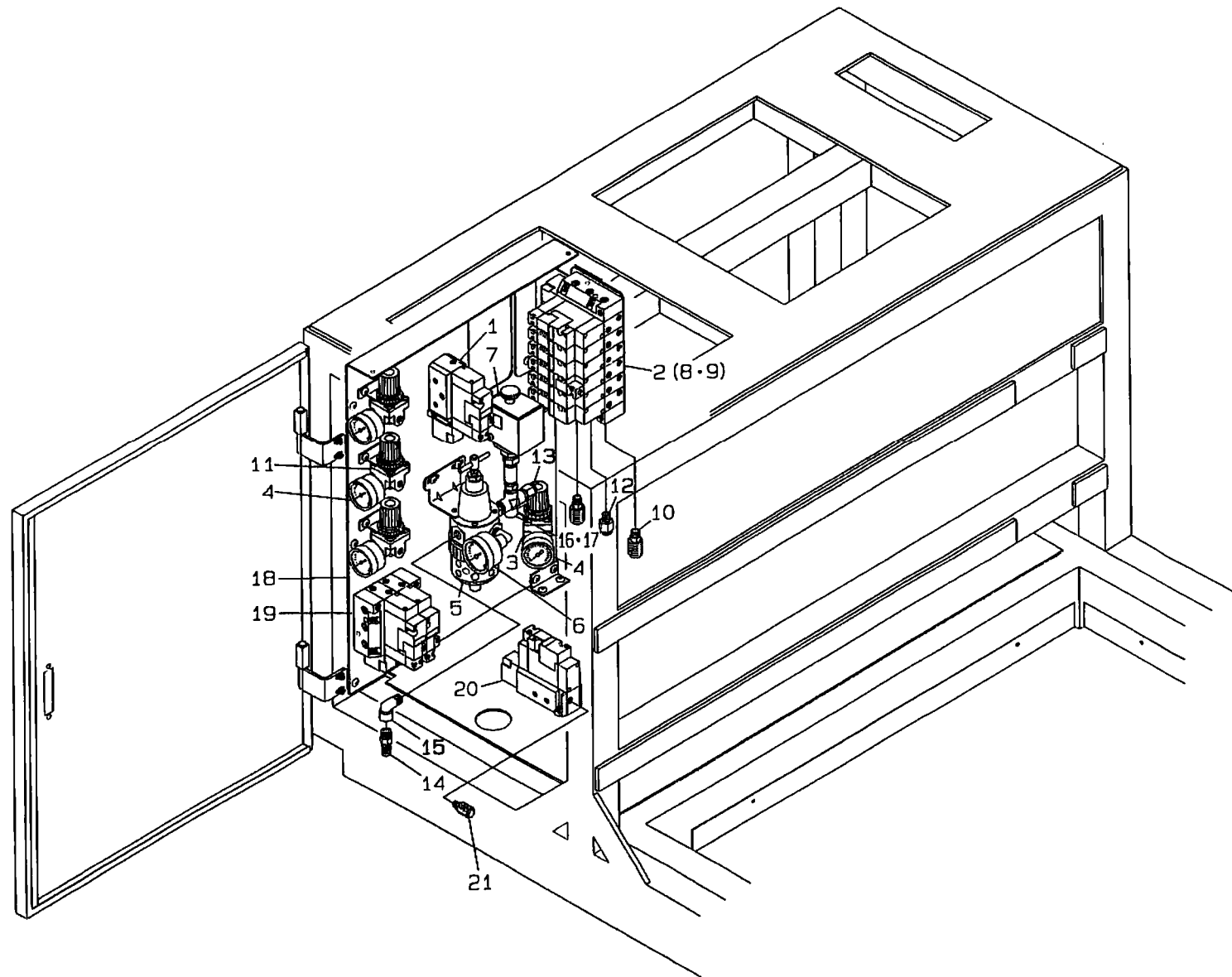


Table 52-2 Front Conveyor-Pneumatic System

MACH610:

Item	P/N	S/N	Name	QTY	Remark
1	022002		Solenoid Valve	1	DC24V
2	022001		Solenoid Valve (6)	1	DC24V
3	020002		Regulator	1	
4	020005		Pressure Gauge	4	
5	020001		F. R. Unit	1	
6	020006		Pressure Gauge	1	
7	020008		Pressure Switch	1	
8	022100		Solenoid Valve	5	Single DC24V
9	022101		Solenoid Valve	1	Double DC24V
10	020004		Silencer	4	SLW-8A
11	020020		Pressure Regulator	3	
12	025008		Quick Coupling	1	TS10-02
13	025008		Quick Coupling	1	TS10-02
14	025021		Quick Coupling	1	20PM
15	025014		Elbow	2	SK-602
16	025038		Cross	1	SK-4002
17	025016		Nipple	1	SK-202
18	11508702		Base Plate	1	
19	022010		Solenoid Valve (2)	1	DC24V
20	022002		Solenoid Valve	1	DC24V
21	022003		Silencer	10	SLW-6A

Figure 57 Over A11-C

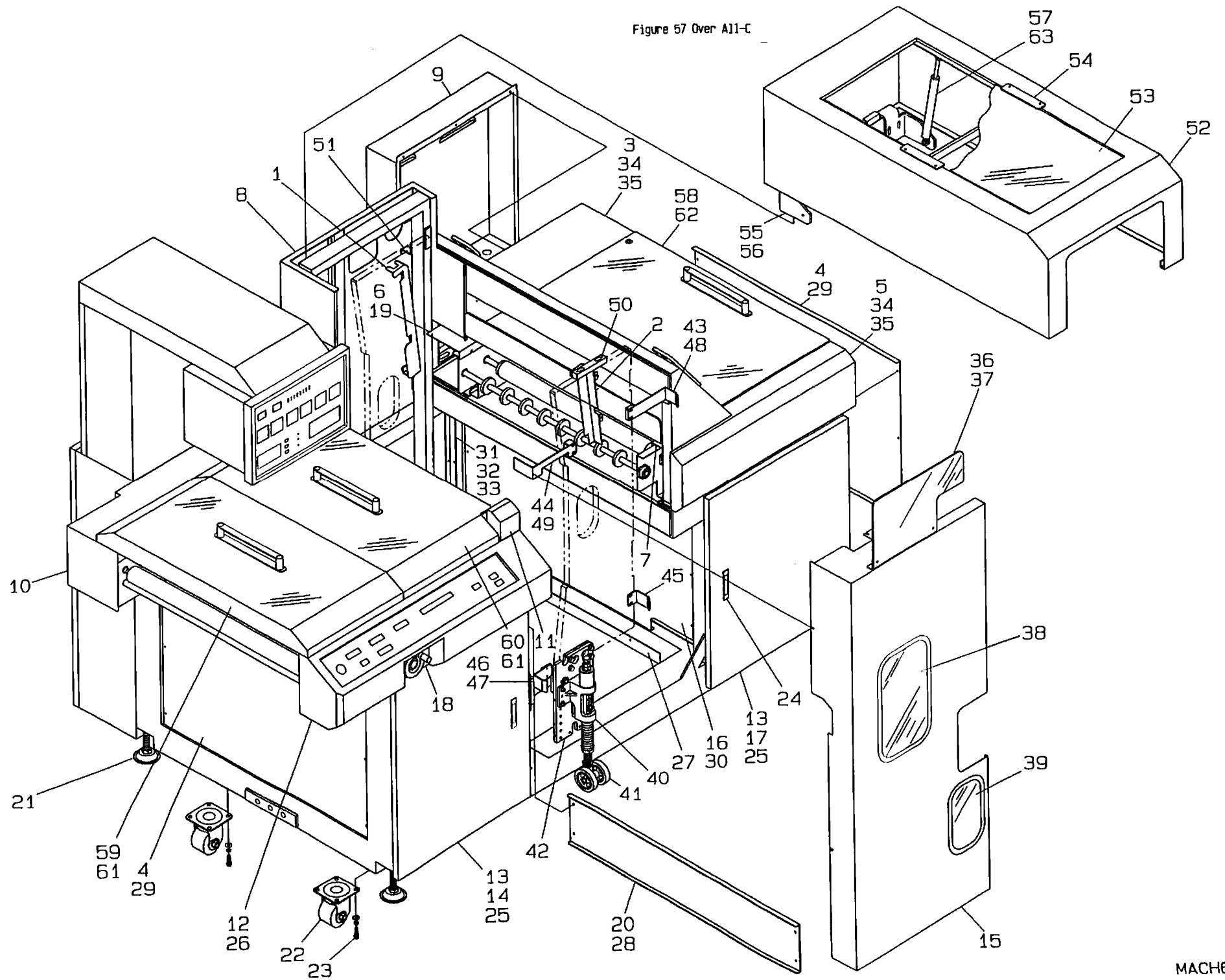


Table 57 Over All-Cover

MACH610i

Item	P/N	S/N	Name	QTY	Remark
1	11508902		Chain Cover (R)	1	
2	11508901		Chain Cover (F)	1	
3	11612571		Rear Conveyor Cover (R1)	1	
4	11609024		Side Cover	2	
5	11612671		Rear Conveyor Cover (F1)	1	
6	11612572		Rear Conveyor Cover (R2)	1	
7	11612672		Rear Conveyor Cover (F2)	1	
8	11609054		Laminating Section Cover (R)	1	
9	11609023		Rear Cover	1	
10	11612951		Front Conveyor Cover (R)	1	
11	11626551		Sensor Cover	1	
12	11612751		Front Conveyor Cover (F1)	1	
13	11609253		Hinge	4	
14	11609251		Front Side Door	1	
15	11609351		Laminating Section Cover (F)	1	
16	11609025		Inside Cover	1	
17	11609252		Rear Side Door	1	
18	11612852		Front Conveyor Cover (F2)	1	
19	11612553		Bracket	1	
20	11609121		Inside Cover	1	
21	049019		Level Foot	4	
22	049009		Castor	4	
23	810815		Bolt	16	M8X15L
24	049003		Handle	2	
25	049005		Rubber Magnet	2	
26	11612853		Retaining Plate	3	
27	11609102		Frame Pan	1	
28	11609103		Bracket	2	
29	11609111		Bracket	4	
30	11609112		Bracket	2	
31	11609055		Rear Cover	1	
32	11609057		Bracket	1	
33	11609058		Bracket	1	
34	11612654		Bracket	4	
35	11612655		Bracket	4	
36	11609451		Film Unit Cover (U)	1	
37	11612856		Bracket	1	
38	11609453		Electrode Cover	1	
39	11609454		Film Unit Cover (L)	1	
40	11618101		Suspension	1	Assy
41	049012		Suspension Wheel	1	
42	11618401		Retaining Plate	1	
43	11609352		Bracket	1	
44	11609355		Bracket	1	
45	11609353		Bracket	1	
46	11609354		Bracket	1	
47	11609356		Bracket	1	
48	11609358		Spacer	1	10t
49	11609363		Spacer	1	20t
50	11609377		Spacer	1	18.6t

Table 57 Over All-Cover

MACH610i

Item	P/N	S/N	Name	QTY	Remark
51	11609056		Bracket	4	
52	11610051		Laminating Section Cover (U1)	1	
53	11609452		Laminating Section Cover (U2)	1	
54	11610052		Retaining Plate	2	
55	11610053		Bracket	1	
56	11610054		Bracket	1	
57	049023		Damper	2	
58	11655252		Rear Conveyor Cover	1	Assy
59	11655151		Front Conveyor Cover	1	Assy
60	11655152		Front Conveyor Cover	1	Assy
61	11655155		Stopper	8	
62	11655254		Stopper	2	
63	11610056		Spacer	2	

Figure 60 Lamination Section-Dry Film Unit, Upper

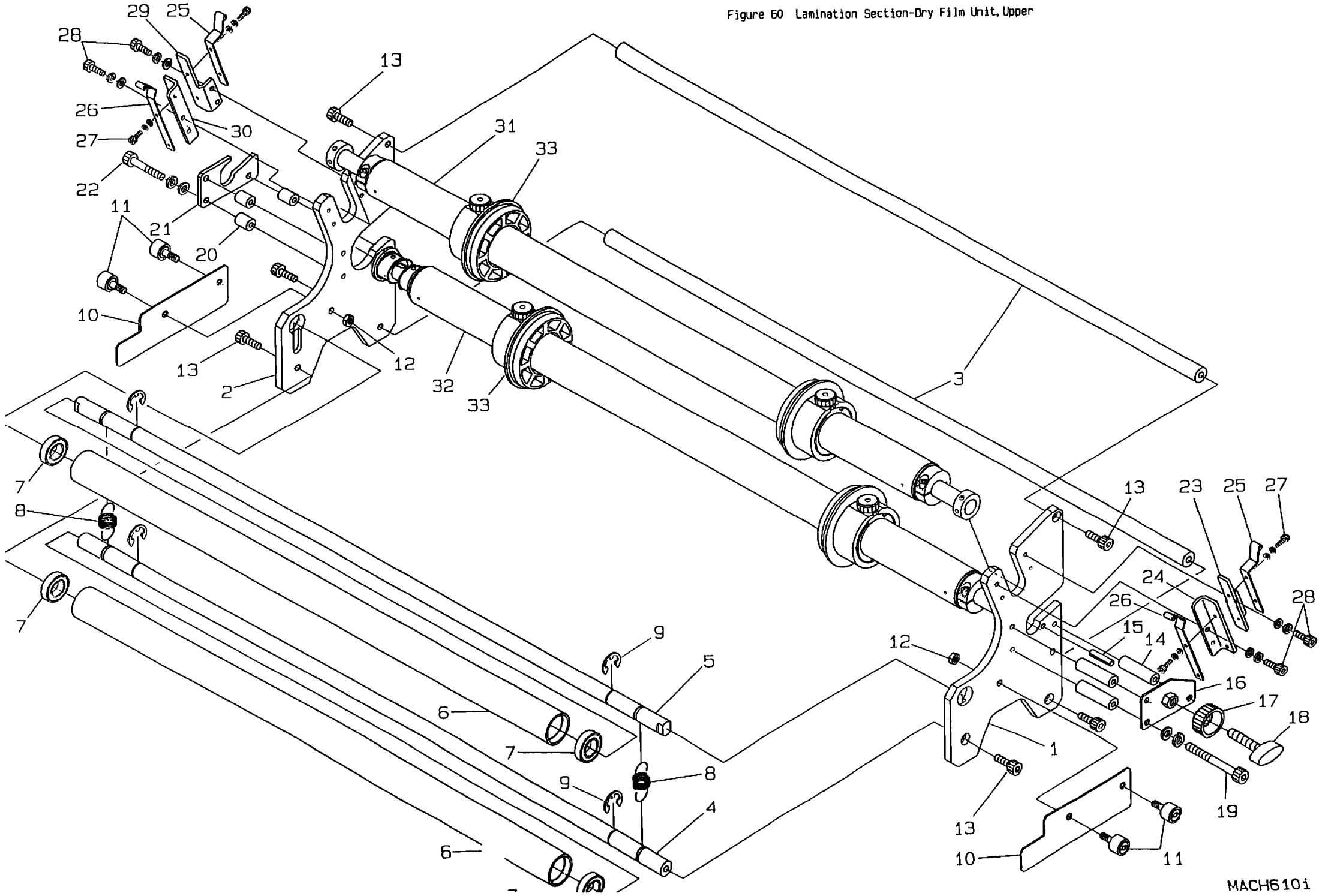


Table 60 Lamination Section-Dry Film Unit, Upper MACH610i

Item	P/N	S/N	Name	QTY	Remark
1	11617251		Side Plate (F)	1	
2	11617252		Side Plate (R)	1	
3	11617754		Tie Rod	2	
4	11617653		Film Guide Roll Shaft	1	
5	11617654		Film Guide Roll Shaft	1	
6	11617651		Film Guide Roll	2	
7	045035		Bearing	4	6902ZZ
8	11617655		Spring	2	
9	600512		E Ring	4	
10	11617854		Plate	2	
11	045036		Cam Follower	4	
12	700106		Nut	4	M6
13	610620		Bolt	6	M6X20L
14	11617752		Spacer (F)	3	
15	600705		Spring Pin	1	φ5X20L
16	11617853		Nut Plate	1	
17	049018		Lock Nut	1	
18	049017		Adjusting Screw	1	
19	610555		Screw	3	M5X55L
20	11617753		Spacer (R)	3	
21	11617751		Guide Plate	1	
22	610530		Screw	3	M5X30L
23	11617757		Guide	1	
24	11617756		Guide	1	
25	11617764		Bracket	2	
26	11617759		Plate Spring	2	
27	610306		Screw	8	M3X6L
28	610412		Screw	8	M4X12L
29	11617758		Guide	1	
30	11617755		Guide	1	
31	11606801		Stripping Spool	1	Assy
32	11606701		Film Spool	1	Assy
33	11507101		Retainer	4	3inch Core
34	11700108		Dry Film Unit (U)	1	Assy

Figure 61 Lamination Section-Dry Film Unit, Lower

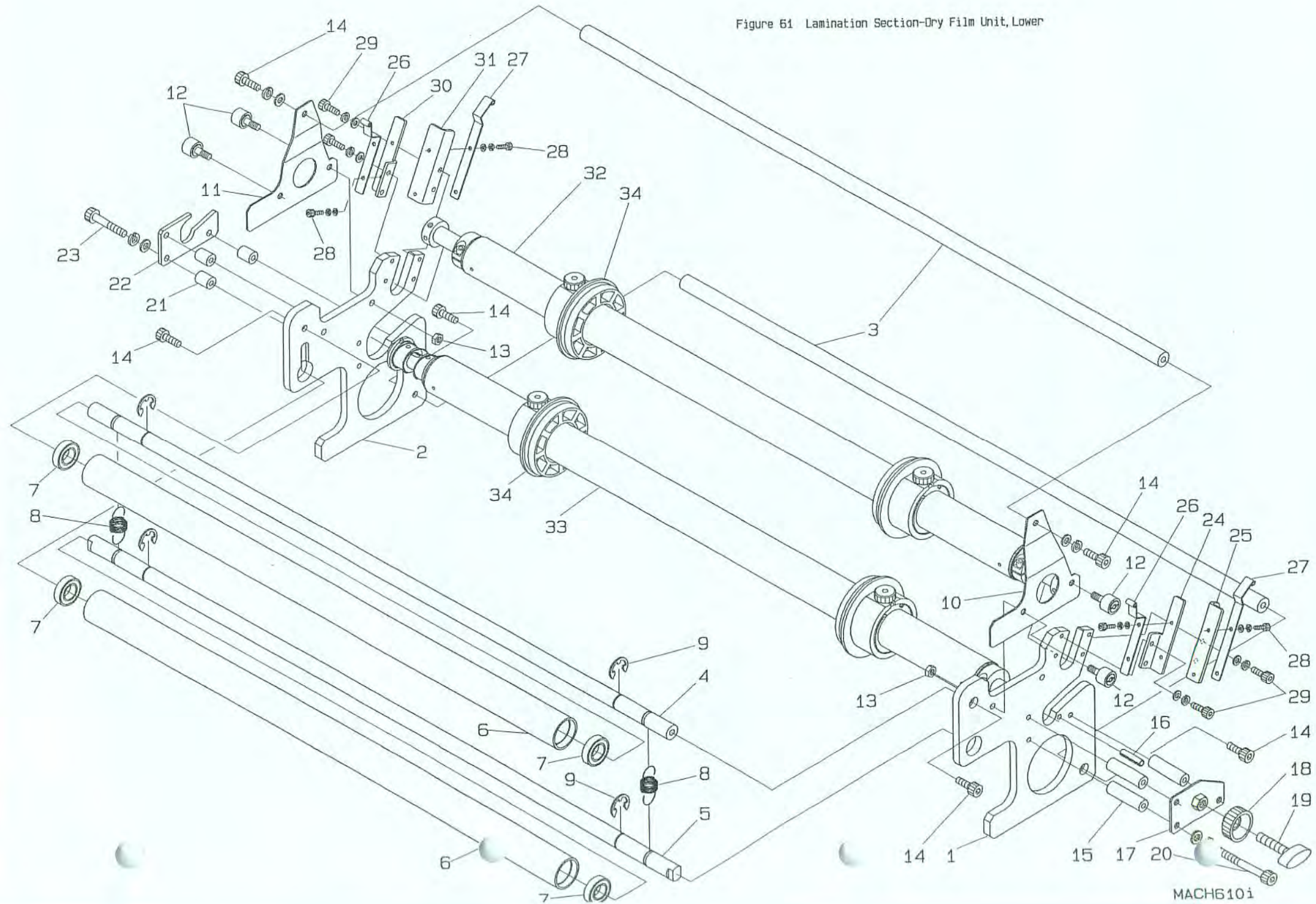


Table 61 Lamination Section-Dry Film Unit, Lower MACH610i

Item	P/N	S/N	Name	QTY	Remark
1	11617551		Side Plate (F)	1	
2	11617552		Side Plate (R)	1	
3	11617754		Tie Rod	2	
4	11617653		Film Guide Roll Shaft	1	
5	11617654		Film Guide Roll Shaft	1	
6	11617651		Film Guide Roll	2	
7	045035		Bearing	4	6902ZZ
8	11617655		Spring	2	
9	600512		E Ring	4	
10	11617851		Bracket (F)	1	
11	11617852		Bracket (R)	1	
12	045036		Cam Follower	4	
13	700106		Nut	4	M6
14	610620		Bolt	6	M6X20L
15	11617752		Spacer (F)	3	
16	600705		Spring Pin	1	φ5X20L
17	11617853		Nut Plate	1	
18	049018		Lock Nut	1	
19	049017		Adjusting Screw	1	
20	610555		Screw	3	M5X55L
21	11617753		Spacer (R)	3	
22	11617751		Guide Plate	1	
23	610530		Screw	3	M5X30L
24	11617758		Guide	1	
25	11617755		Guide	1	
26	11617764		Bracket	2	
27	11617759		Plate Spring	2	
28	610306		Screw	8	M3X6L
29	610412		Screw	8	M4X12L
30	11617757		Guide	1	
31	11617756		Guide	1	
32	11606801		Stripping Spool	1	Assy
33	11606701		Film Spool	1	Assy
34	11507101		Retainer	4	3inch Core
35	11700109		Dry Film Unit (L)	1	Assy